

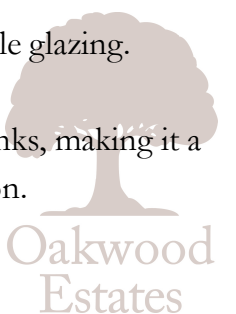
Situated in the sought-after village of Horton, this well-presented four-bedroom detached family home offers generous and versatile living space, ideal for modern family life.

The ground floor boasts three bright and spacious reception rooms, providing flexible areas for relaxing, entertaining, or working from home. A well-equipped kitchen sits at the heart of the home, complemented by a separate utility room for added convenience. To the rear, a charming conservatory opens out to a level garden, perfect for enjoying outdoor living throughout the seasons. The garden is accessed via decking, creating a seamless flow between indoor and outdoor spaces.

Upstairs, four well-proportioned bedrooms provide comfortable accommodation for the whole family, with natural light throughout. The main bedroom benefits from an en-suite shower whilst a family bathroom completes the first floor.

Further benefits include driveway parking for two cars, gas central heating, and double glazing.


This delightful property is ideally located close to local amenities, schools, and transport links, making it a perfect choice for families looking to settle in a peaceful yet connected location.





Property Information

-  DETACHED FOUR BEDROOM FAMILY HOME
-  CONSERVATORY
-  KITCHEN
-  LEVEL GARDEN
-  THREE RECEPTION ROOMS
-  2 BATH/SHOWER ROOMS
-  UTILITY ROOM
-  DRIVEWAY PARKING

					
x4	x3	x2	x2	Y	N
Bedrooms	Reception Rooms	Bathrooms	Parking Spaces	Garden	Garage

- Living Room 3.0m X 2.9m (14'1" X 12'8")
- Dining Room 3.3m X 2.5m (9'8" X 8'2")
- Kitchen 3.3m X 2.3m (9'8" X 7'5")
- Utility Room
- Family Room 4.8m X 2.5m (15'7" X 8'2")
- Conservatory 4.2m X 3.3m (13'7" X 9'8")
- Bedroom 1 3.0m X 2.9m (9'8" X 9'5")
- En-Suite Shower Room
- Bedroom 2 4.1m X 2.4m (13'4" X 7'8")
- Bedroom 3 2.8m X 2.7m (9'2" X 8'8")
- Bedroom 4 2.7m X 2m (8'8" X 6'5")
- Family Bathroom

**Outside**

The south westerly facing level rear garden provides a private and peaceful outdoor haven. Whether hosting summer barbecues, enjoying al fresco dining, or simply unwinding, this space is both practical and stylish. To the front the property is approached via a gravel driveway which provides parking for two cars.

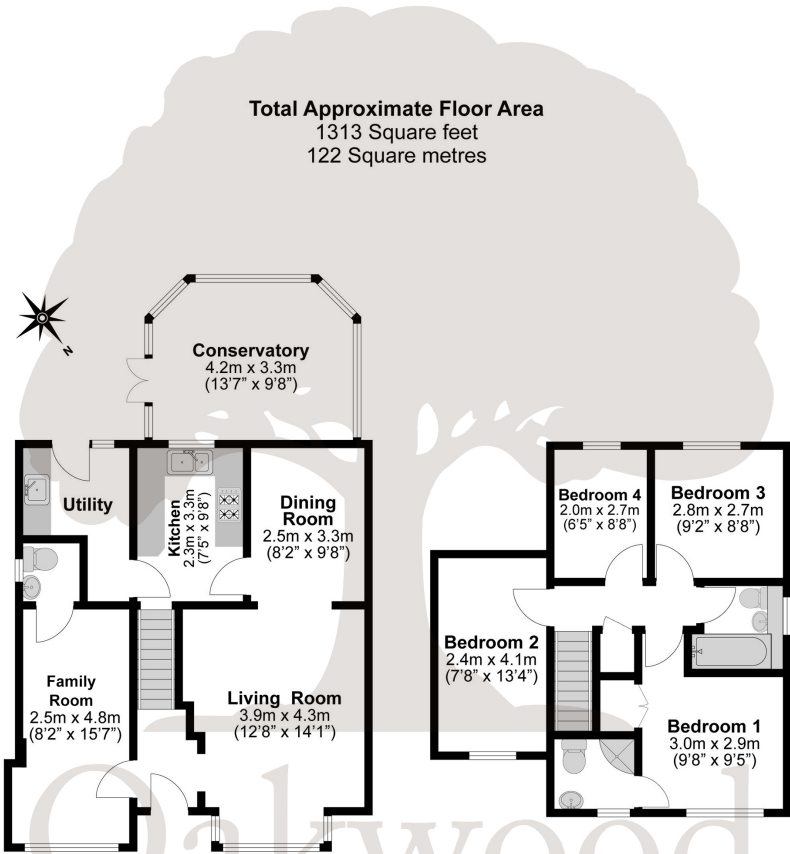
**Location**

Situated in Horton, this property enjoys the tranquillity of a traditional Berkshire village while remaining exceptionally well-connected. The village lies just outside Windsor and close to Heathrow Airport, making it a convenient spot for commuters and frequent travellers alike. Excellent road links via the M4 and M25, as well as nearby rail services from Datchet or Langley, provide easy access to Central London and beyond. Horton also benefits from being close to local schools, parks, and scenic walking routes, offering a lifestyle that balances rural calm with urban convenience.

**Council Tax**

Band F

Floor Plan



Illustrations are for identification purposes only, measurements are approximate, not to scale.

Prospective purchasers should be aware that these sales particulars are intended as a general guide only and room sizes should not be relied upon for carpets or furnishing. We have not carried out any form of survey nor have we tested any appliance or services, mechanical or electrical. All maps are supplied by Goview.co.uk from Ordnance Survey mapping. Care has been taken in the preparation of these sales particulars, which are thought to be materially correct, although their accuracy is not guaranteed and they do not form part of any contract.

