



**Day & Co**  
ESTATE AGENTS

**28 Cavendish Street**  
**Keighley**  
**BD21 3RG**



**6 Beech Tree Close, Keighley,**  
**West Yorkshire, BD21 5FL**

**£149,995**

**T: 01535 664609**

**W: [www.dayandcoestateagents.co.uk](http://www.dayandcoestateagents.co.uk)**

**E: [keighley@dayandcoestateagents.co.uk](mailto:keighley@dayandcoestateagents.co.uk)**



- EPC Rating Is B
  - Three Bedrooms & 2 Loft Rooms
  - Accommodation Over 3 Floors
- Immaculately Presented Modern End Town House
  - Drive & Integral Garage
  - Fabulous Views To Front & Rear

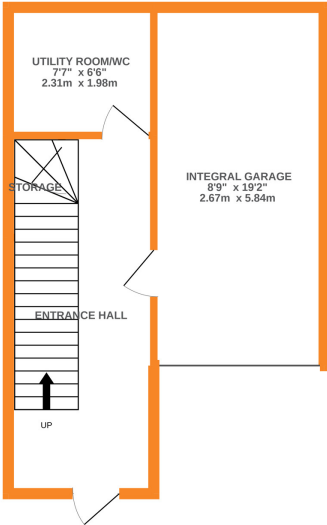
SUMMARY

**\*\*AN IMMACULATELY PRESENTED 3 BEDROOM MODERN END TOWN HOUSE, PLEASANT CUL-DE-SAC LOCATION WITH FABULOUS VIEWS TO THE FRONT AND REAR!\*\*** Having accommodation over 3 floors, drive, integral garage, well maintained rear garden - VIEWING ESSENTIAL TO FULLY APPRECIATE!! EPC rating is B.

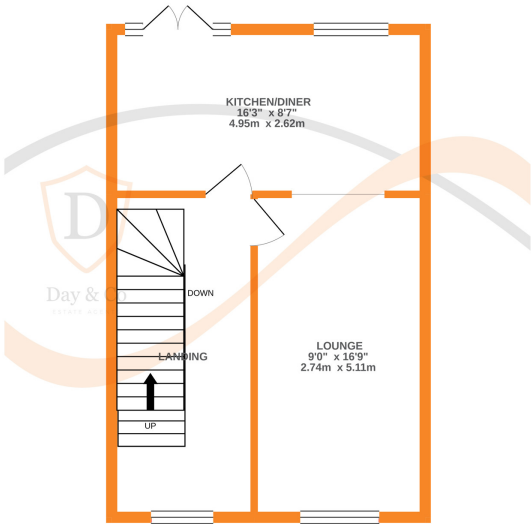
FULL DESCRIPTION

Of interest to a variety of buyers is this immaculately presented three bedroom end town house, situated in a pleasant cul-de-sac position with fabulous views to the front and rear. The three storey accommodation comprises an entrance hall with useful under stairs storage cupboard, there is a utility room with plumbing for automatic washing machine, and a also a WC. There is access to the integral garage on this level. To the first floor the dining kitchen has an attractive range of modern base and wall mounted units, integrated appliances to include oven, hob, extractor fan, fridge, freezer and dishwasher, double glazed patio doors lead to the rear garden. The lounge has an electric fire, radiator, and double glazed patio doors leading to a Juliet balcony. To the second floor there are three bedrooms, and a Jack and Jill bathroom (accessed via both master bedroom and landing), having a bath with shower over, WC, wash hand basin. Externally a drive leads to the integral garage, there is a well maintained gravelled rear garden, countryside outlook to the rear and far reaching views to the front. Viewing essential to fully appreciate, EPC rating is B.

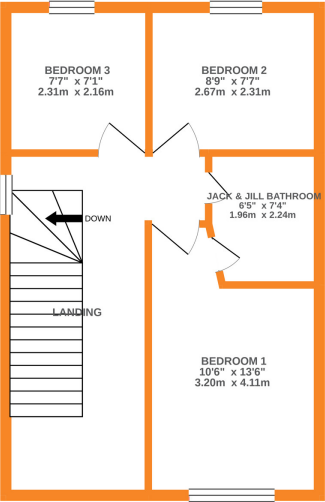
GROUND FLOOR



1ST FLOOR



2ND FLOOR



Whilst every attempt has been made to ensure the accuracy of the floorplan contained here, measurements of doors, windows, rooms and any other items are approximate and no responsibility is taken for any error, omission or mis-statement. This plan is for illustrative purposes only and should be used as such by any prospective purchaser. The services, systems and appliances shown have not been tested and no guarantee as to their operability or efficiency can be given.  
Made with Metropix ©2021