



- Semi Detached Bungalow
- Two Bedrooms
- Ample Off Road Parking & Garage
- Popular Manor Estate
- No Onward Chain
- Gas Central Heating & Double Glazing

24 Pyefleet Close, Brightlingsea, Colchester, Essex. CO7 0LL.

Offered with no onward chain is this spacious semi-detached bungalow. Offering two bedrooms, living room, kitchen, rear garden, ample off road parking and garage. Positioned within Brightlingsea on the sought after Manor Estate with great access to local amenities, town centre and of course the waterfront and beach. Viewings are highly recommended to avoid disappointment. Guide Price £280,000 to £290,000.



Property Details.

Living Accommodation

Entrance Hall

UPVC front door, storage cupboard housing meters, airing cupboard, loft access with built in ladder, doors leading to:

Living Room

16' 8" x 12' 11" (5.08m x 3.94m) Double glazed window to front, radiator.

Kitchen



13' 1" x 8' 11" (3.99m x 2.72m) Double glazed window to rear, inset spotlights, tiled splash backs, UPVC door to garden, a range of wall and base units, laminate worktop, inset sink with drainer, fitted cooker, space for fridge/freezer which will be staying.

Bedroom One



14' 5" x 9' 7" (4.39m x 2.92m) Double glazed window to front, radiator.

Bedroom Two



9' 11" x 7' 2" (3.02m x 2.18m) Double glazes window to rear, radiator.

Property Details.

Shower Room



Double glazed obscure window to rear, tiled floor and walls, low level WC, wash hand basin, radiator and shower enclosure.

Outside

Off Road Parking & Garage

Off road parking via the block paved driveway leading to garage with up & over door, garage has power and light.

Rear Garden

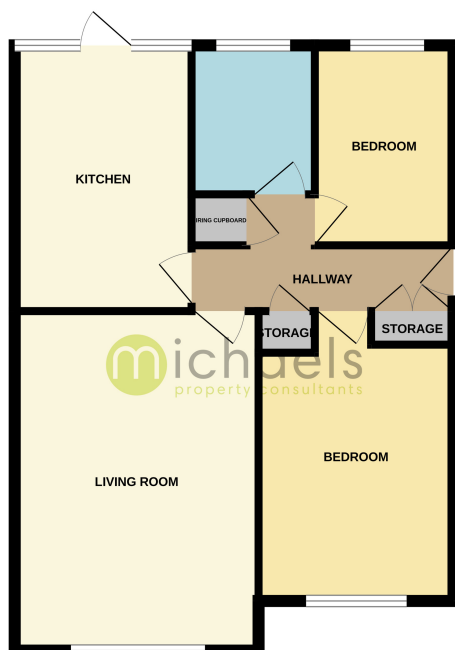


A well maintained rear garden mainly laid to lawn, decking and patio area, retained by fencing, gated side access.

Property Details.

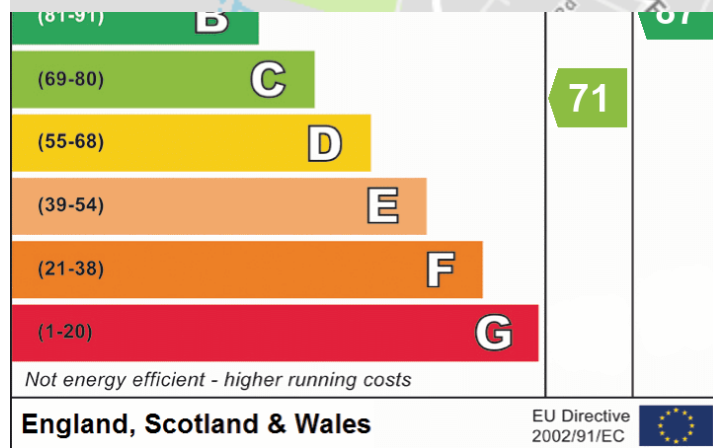
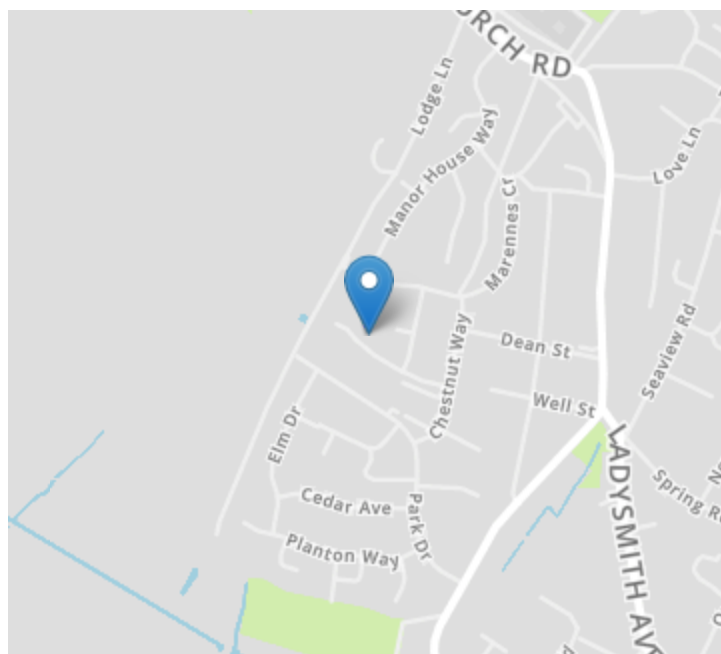
Floorplans

GROUND FLOOR
613 sq.ft. (56.9 sq.m.) approx.



TOTAL FLOOR AREA - 613 sq.ft. (56.9 sq.m.) approx.
Whilst every attempt has been made to ensure the accuracy of the floorplan contained herein, measurements of doors, windows, rooms and any other items are approximate and no responsibility is taken for any error, omission or mis-statement. This plan is for illustrative purposes only and should be used as such for any prospective purchaser. The services, systems and appliances shown have not been tested and no guarantee as to their operability or efficiency can be given.
Made with Floorplan 12/2024

Location



We have not carried out a structural survey and the services, appliances and specific fittings have not been tested. All photographs, measurements, floor plans and distances referred to are given as a guide only and should not be relied upon for the purchase of carpets or any other fixtures or fittings. Gardens, roof terraces, balconies and communal gardens as well as tenure and lease details cannot have their accuracy guaranteed for intending purchasers. Lease details, service ground rent (where applicable) are given as a guide only and should be checked and confirmed by your solicitor prior to exchange of contracts.