



- Detached Bungalow
- Semi Rural
- Double Bedrooms With Built in Wardrobes
- Walking Distance Of Local Schooling & High Street
- Two Reception Room
- Stunning Position
- No Onward Chain
- Walking Distance Of Train Station
- Private Driveway
- Double Garage

## Michaelmas Gate, Mill Lane, Thorpe-le-Soken, Clacton-on-Sea, Essex. CO16 0ED.

This beautiful detached spacious bungalow benefits from 3/4 bedrooms, en suites, dressings rooms, a lovely bright and sunny conservatory with side access, lounge with log burner and kitchen with breakfast bar. The semi rural plot is idyllically positioned and offers a complete wrap around garden plot also including double garage and offering ample off road parking to the front aspect. Woodland and open countryside on the doorstep as well as all the high street amenities, walking distance to schools and train station and part of the vibrant community of Thorpe Le Soken. Conveniently located within easy reach to the A120. Call the sales team today to arrange your scheduled viewing appointment. Offered for sale with no onward chain.



# Property Details.

## Ground Floor

### Hallway

21' 5" x 6' 4" (6.54m x 1.95m) Wooden front door, inset floor mat, spot lights, loft access, built in storage cupboards.

### Kitchen



21' 1" x 11' 4" (6.44m x 3.46m) Double glazed window to side and front, radiator, fitted kitchen including a range of wall and base units, quartz worktop, breakfast bar, one and a half bowl sink with right hand drainer, integrated wine cooler, dishwasher, fridge, freezer, wall mounted boiler.

### Conservatory



17' 7" x 10' 6" (5.37m x 3.22m) Radiator, double glazed window to rear, side and front windows, double and sliding doors leading to the garden/patio area and have fitted blinds.

## Lounge



17' 1" x 15' 9" (5.23m x 4.81m) Double glazed window to side and patio door, log burner.

## Study/ Bedroom

15' 8" x 11' 0" (4.80m x 3.36m) Double glazed window to side, radiator, build in double door wardrobes.

## Bedroom Two



13' 7" x 11' 4" (4.16m x 3.46m) Double glazed windows to side, fitted wardrobes, radiators.

## Dressing Room

8' 5" x 6' 9" (2.57m x 2.08m) Double glazed window to rear, radiator, currently being used as a dressing room.

## En Suite Bathroom

8' 5" x 5' 5" (2.58m x 1.67m) Double glazed obscure window to rear, part tiled walls, wash hand basin, toilet and a bath with an over the bath shower.

# Property Details.

## Master Bedroom



17' 3" x 11' 10" (5.27m x 3.62m) A spacious double master bedroom with fitted carpets, double glazed windows, a glass door leading to the private rear garden area, radiators and access to a walk in dressing room.

## Dressing Room

10' 5" x 7' 3" (3.18m x 2.21m) A large dressing room with plenty of hanging space, fitted carpets, a radiator and a double glazed window overlooking the rear garden.

## Family Bathroom



9' 4" x 8' 1" (2.87m x 2.47m) Double glazed window, tiled flooring, double glazed door, inset spot lights, low level WC, free standing bath, vanity unit.

## Bedroom Three



14' 4" x 10' 0" (4.38m x 3.06m) Double glazed window to front, radiator, fitted wardrobe.

## WC

4' 6" x 3' 3" (1.39m x 1.00m) Double glazed obscure window to front, wall mounted fuse box, WC, wash basin.

## Outside

### Parking & Double Garage

15' 7" x 14' 7" (4.76m x 4.47m) Double garage with power, ample off road parking via the stoned driveway.

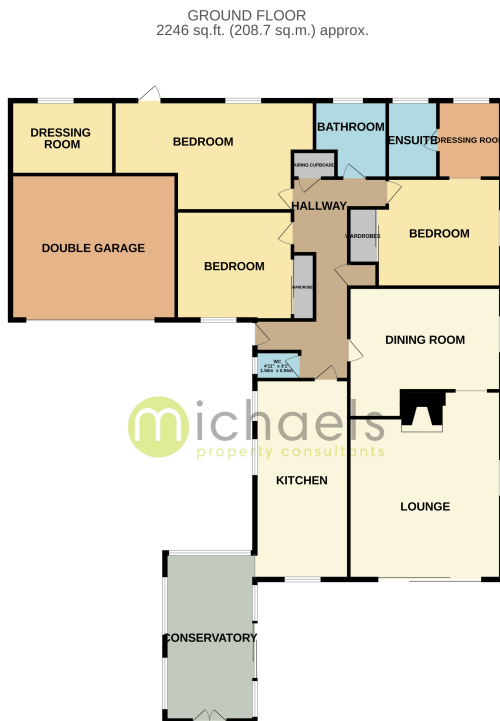
### Rear Garden



A well maintained mature enclosed rear garden retained by fencing and brick wall, this charming garden wraps around the whole plot also including patio area, lawn, pond and summer house.

# Property Details.

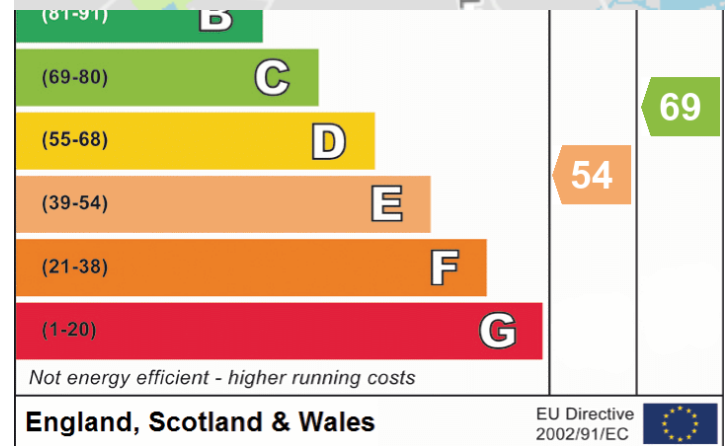
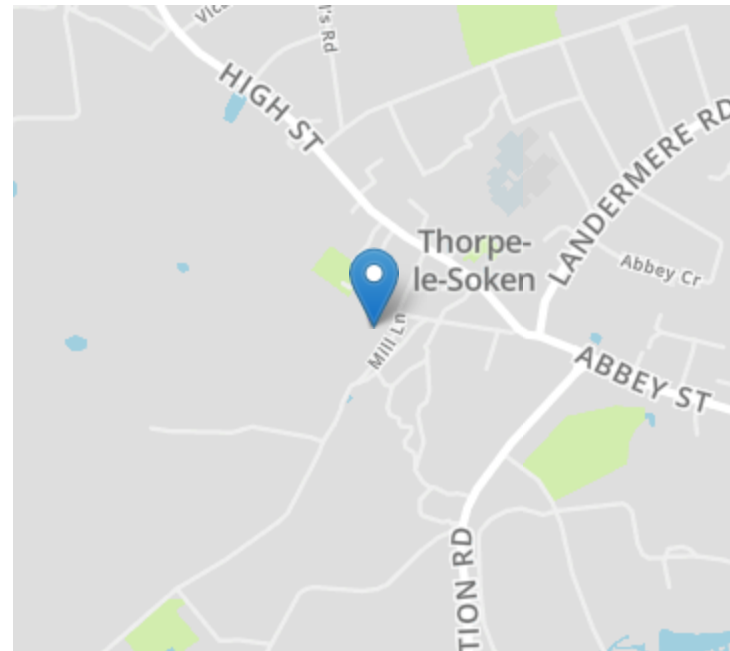
## Floorplans



michaels  
property consultants

TOTAL FLOOR AREA: 2246 sq.ft. (208.7 sq.m.) approx.  
While every effort has been made to ensure the accuracy of the floorplans contained here, measurements of floors, walls, rooms and any other items are approximate and no responsibility is taken for any error, omission or mis-statement. This plan is for illustrative purposes only and should be used as a guide only by prospective purchasers. The services, systems and appliances shown have not been tested and no guarantee as to their operability or efficiency can be given.  
Made with Metrepro ©2025

## Location



We have not carried out a structural survey and the services, appliances and specific fittings have not been tested. All photographs, measurements, floor plans and distances referred to are given as a guide only and should not be relied upon for the purchase of carpets or any other fixtures or fittings. Gardens, roof terraces, balconies and communal gardens as well as tenure and lease details cannot have their accuracy guaranteed for intending purchasers. Lease details, service ground rent (where applicable) are given as a guide only and should be checked and confirmed by your solicitor prior to exchange of contracts.

michaels  
property consultants