








This incredible SEMI-DETACHED house, is located within the highly sought after area of Farnham Royal and on the door step of two of the most highly sought after schools in the local area, Dair House independent school for boys and girls ages 3-11 years and Caldicott school independent school for boys ages 7-13 years.

For anyone looking to commute into the city, this wonderful village location also benefits from the Elizabeth Line which can be found at both Burnham train station (2.4 miles away) and slough train station (3.4 miles away). M4 junction 7 is also around the corner and provides a direct link into London.

The property offers Bay Fronted windows to the front and maintains the original look of the property. Internally the home has been sympathetically modernized, and is spread across three floors, on the ground floor there is a welcoming entrance hall which provides access into all reception rooms. The first reception room is the lounge, this room offers a cozy retreat with an open fire. Just further along the corridor we enter the WC. The kitchen/diner is absolutely stunning and is the perfect space for winding down at the end of the day or entertaining friends and family. The Kitchen offers access to the utility also. The French doors completely immerse this space with natural light. Upstairs the property offers Three double bedrooms with a stunning family bathroom. The Master room offers an equally stunning En-Suite to the rear of the property.

Externally to the front is a double driveway suitable for 2 cars, to the rear is a mature garden that is larger than average, and consist mainly of lawn and a fantastic patio area for entertaining and relaxing on those long summer nights.

Property Information

-  THREE DOUBLE BEDROOMS
-  BAY FRONTED LIVING
-  EN-SUITE MASTER
-  LARGE REAR GARDEN
-  CHAIN FREE
-  UTILITY
-  DRIVEWAY PARKING
-  SOUGHT AFTER AREA



x3

Bedrooms



x2

Reception Rooms



x3

Bathrooms



x2

Parking Spaces



Y

Garden



N

Garage

Schools

PRIMARY SCHOOLS:

St Mary's CofE School
0.4 miles away State school

St Anthony's Catholic Primary School
0.5 Miles away State school

Claycots School
0.6 miles away State school

Penn Wood Primary School
0.8 miles away State school

SECONDARY SCHOOLS:
Beechwood School
0.4 miles away State school

Baylis Court School
1.1 miles away State school

Burnham Grammar School
1.5 miles

Location

Located in a sought after area within Farnham Royal, is this outstanding end of terrace family home. The property is set within a short distance of Burnham Beeches and Burnham Beeches golf course. Farnham Common High Street is around a mile away and the property is within catchment for several good schools.

Farnham Royal, Farnham Common and Burnham offers a good range of shops for day-to-day needs while further extensive shopping facilities can be found in nearby

Maidenhead, Windsor and Beaconsfield. There are an abundance of sporting facilities in the area including Cliveden Reach which is regarded as one of the most beautiful stretches of the River Thames for boating and fishing. Other leisure pursuits include golf at Burnham Beeches and Stoke Park, and horse racing at Ascot and Windsor. In addition there are many attractive walks in the grounds of Cliveden, Windsor Great Park and Burnham Beeches. British Rail services, are available from Burnham to Paddington/Reading and from Beaconsfield to Marylebone. The Elizabeth Line services operate from Burnham making central London 35 minutes away. Access to the motorway network (M40, M4 and M25) are all within easy distance, with London Heathrow Airport less than 12 miles away.

Transport Links

Nearest stations:
Burnham (1.7 mi)
Slough (2.3 mi)
Taplow (3.0 mi)

Road links are accessible via the A404(M), M40 and M4 motorway. Regular train services run from both Burnham and Taplow to Reading (15 minutes) and London Paddington (25 minutes), both of these stations are on the Elizabeth Line. A direct trainline to London Waterloo can also be found from Windsor & Eton Riverside

Council Tax

Floor Plan

