




SALES



£400,000

240 Droitwich Road
Fernhill Heath Worcester

 3	 2
 2	EPC D

This is a classic 1930s semi-detached house with a bay window at the front and a front garden that has a spacious gravel driveway for multiple cars.

The house has been extended at the rear to create a large family living space, including a 23-foot living room with patio doors leading to the garden, and a beautiful 19-foot modern kitchen with a practical utility area. There is also a convenient loft room with two Velux skylight windows, accessible via a staircase from the first floor landing.

At the front of the house, there is a bay-fronted dining room which can also be used as a ground floor bedroom, along with a downstairs shower room.

The first floor features three bedrooms and a well-appointed family bathroom.

The property offers ample parking options at the front, and a good-sized rear garden with a patio area and a lawn.

Council Tax Band C - Wychavon Council

LEARN EVEN MORE ABOUT
THIS PROPERTY AT

sheltonandlines.co.uk

