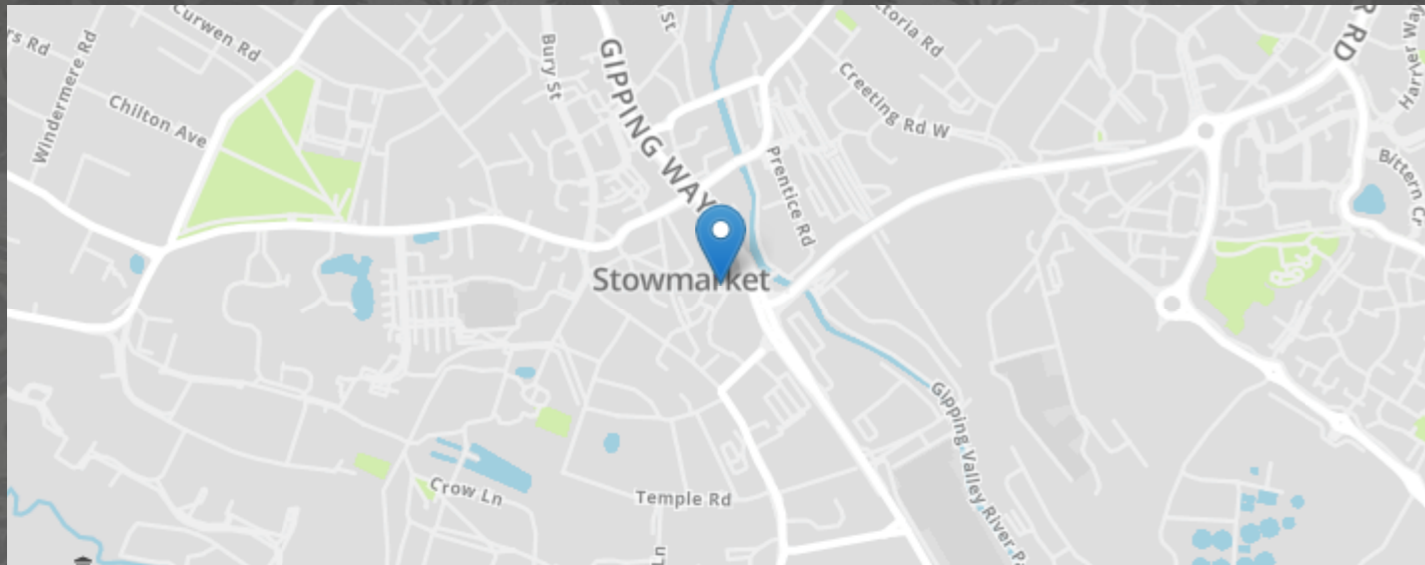


Milton Road North, Stowmarket



- MID TERRACE HOUSE
- FIRST FLOOR BATHROOM
- LIVING ROOM
- PRIVATE REAR GARDEN

- TWO BEDROOMS
- MODERN KITCHEN/ DINER
- ALLOCATED CAR PARKING SPACE
- CLOSE TO STOWMARKET TOWN CENTRE & TRAIN STATION

MARKS & MANN



Milton Road North, Stowmarket

Marks And Mann are delighted to offer for sale this two bedroom, mid terraced property located within walking distance to Stowmarket town centre and train station which benefits from direct links to London. This charming house offers lounge, recently modernised kitchen/ dining area, two bedrooms, and a first floor bathroom. The rear garden is fully enclosed and the property benefits further from allocated parking.

The property is fully double glazed and benefits from gas central heating, with new radiators fitted throughout the property along with a new boiler in late 2022.

MARKS & MANN

8 Needham Rd, Stowmarket, Suffolk, IP14 2AW.

01449 867 590

contactstowmarket@marksandmann.co.uk

Website www.marksandmann.co.uk

£180,000 Offers in Region of

Milton Road North, Stowmarket

Milton Road North, Stowmarket

Lounge

3.66m x 3.27m (12' 0" x 10' 9")
Double glazed window to front. Fireplace. Laminate flooring. Radiator.

Inner Hall

Stairs to first floor, opening to:

Kitchen/ Diner

4.18m x 3.70m (13' 9" x 12' 2")
Double glazed window to rear. Part glazed door to rear garden. Range of wall and floor mounted units and drawers. Laminate work surface. Inset butler sink. Integrated fridge/ freezer. Built in electric oven. Gas hob with extractor hood over. Wall mounted gas boiler. Laminate flooring.

First Floor

Landing

Doors leading to :

Bedroom One

3.39m x 3.33m (11' 1" x 10' 11")
Double glazed window to front. Built in wardrobe. Radiator.

Bedroom Two

3.71m x 1.94m (12' 2" x 6' 4")
Double glazed window to rear. Coving. Radiator.

Bathroom

W.C. Pedestal wash basin. Bath with shower attachment over. Extractor fan. Radiator. Built in cupboard. Part tiled walls. Vinyl floor.

Rear Garden

Fully enclosed rear garden with patio and decking areas. Shed. Outside tap. Rear gate leading to allocated car parking.

Parking

Allocated off road car parking for one car.

Disclaimer

In accordance with the Property Misdescriptions Act (1991) Marks and Mann Estate Agents have prepared these sales particulars as a general guide only. All measurements and areas are approximate and these particulars do not constitute part or all of an offer or contract. These particulars have been prepared in good faith using information obtained from the seller so all information should be verified via a solicitor.

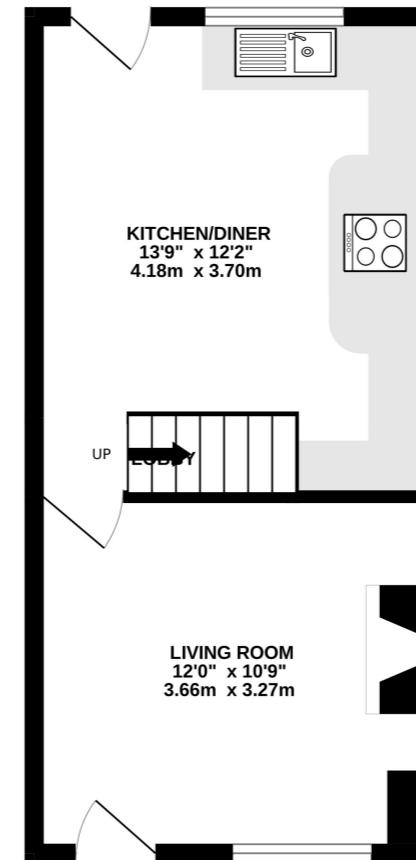
Money Laundering Regulations

Intending purchasers will be asked to produce identification documentation at a later stage and we would ask for your co-operation in order that there will be no delay in agreeing the sale.

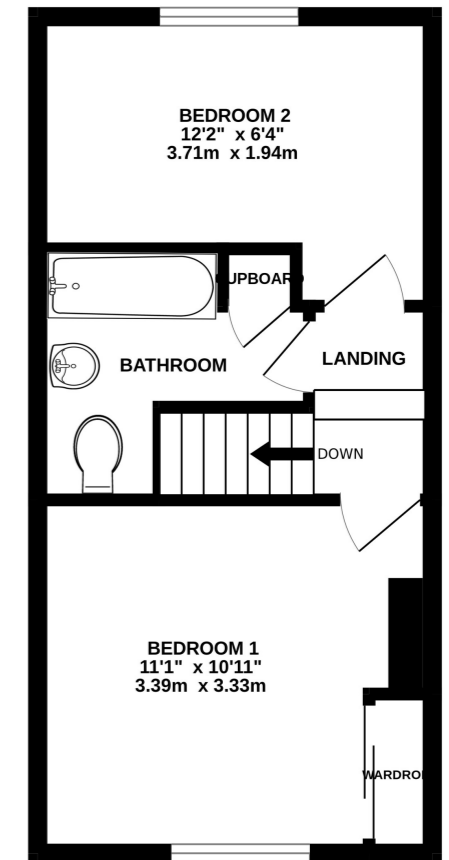
Council Tax Band

At the time of instruction the council tax band for this property is band A.

GROUND FLOOR



1ST FLOOR



Whilst every attempt has been made to ensure the accuracy of the floorplan contained here, measurements of doors, windows, rooms and any other items are approximate and no responsibility is taken for any error, omission or mis-statement. This plan is for illustrative purposes only and should be used as such by any prospective purchaser. The services, systems and appliances shown have not been tested and no guarantee as to their operability or efficiency can be given.
Made with Metropix ©2023



The above floor plans are not to scale and are shown for indication purposes only.

