



Spring Road, Clifton, Shefford, Bedfordshire. SG17 5RE





5 Bedroom Detached House

Guide Price £450,000 Freehold

Set in Clifton, Is this extraordinary, rarely available FIVE-BEDROOM detached house spread across three floors. This property comes to us CHAIN FREE and with modernisation through out can be an incredibly glorious family home in this beautiful village.

- Five bedroom detached
- Set over three floors
- CHAIN FREE
- In need of modernising throughout
- Double length garage with ample parking
- Living area measuring 22ft approx.
- Scope to extend (STP)
- Close proximity to highly rated Ofsted schooling
- Popular village location
- EPC rating D. Council tax band F

Ground Floor:**Lounge:**

Abt. 21' 9" x 11' 5" (6.63m x 3.48m) Double doors leading to garden. Dual aspect. Fireplace. Fitted curtains.

Kitchen:

Abt. 13' 7" x 10' 3" (4.14m x 3.12m) Fitted worktops with a range of integrated goods. Side access to garden and entrance to dining room.

Dining Room:

Abt. 10' 1" x 9' 5" (3.07m x 2.87m) Radiator. Fitted curtains. Shelving unit.

First Floor:**Bedroom One:**

Abt. 10' 0" x 12' 2" (3.05m x 3.71m) Fitted wardrobe/cupboard unit. Radiator. Fitted curtains.

Bedroom Two:

Abt. 10' 4" x 11' 6" (3.15m x 3.51m) Fitted curtains. Radiator. Views over rear garden.

Bedroom Three:

Abt. 7' 9" x 9' 4" (2.36m x 2.84m) Radiator. Fitted curtains. Views over rear garden.

Bedroom Four:

Abt. 7' 4" x 7' 5" (2.24m x 2.26m) Fitted storage. Views over rear garden.

Shower Room:

Suite comprising fitted shower tray, toilet and sink basin. Cupboard storage.

Second Floor:**Bedroom:**

Abt. 10' 4" x 13' 5" (3.15m x 4.09m) Views over rear garden. Fitted cupboard storage.

Outside:**Front Garden:**

Laid with paving with a brick border structure. Side access to double length garage and rear garden.

Rear Garden:

Mature grass lawn garden with mixture of shrubs, plants and hedgerows.

Additional Information:**Agents Note:**

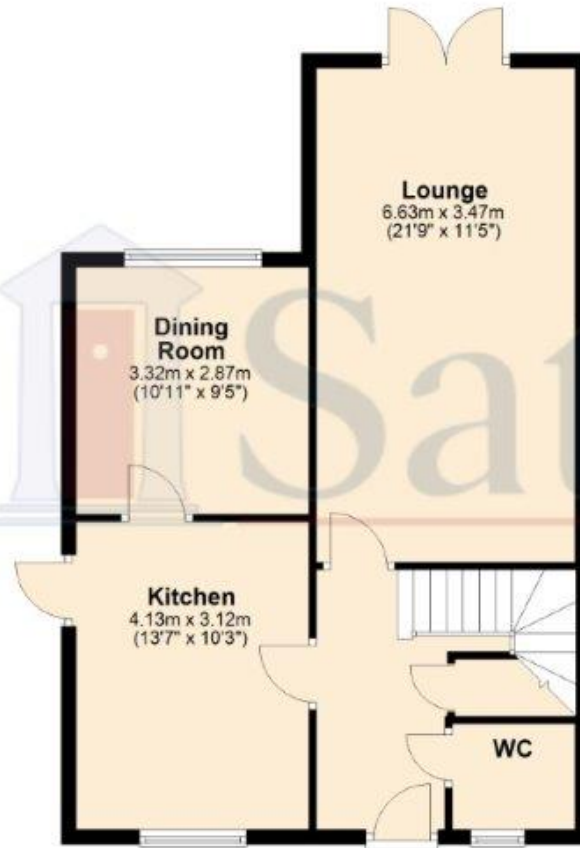
This property is being sold on behalf of a corporate client. It is marketed subject to obtaining the grant of probate and must remain on the market until contracts are exchanged. As part of a deceased's estate it may not be possible to provide answers to the standard property questionnaire. Please refer to the agent before viewing if you feel this may affect your buying decision.



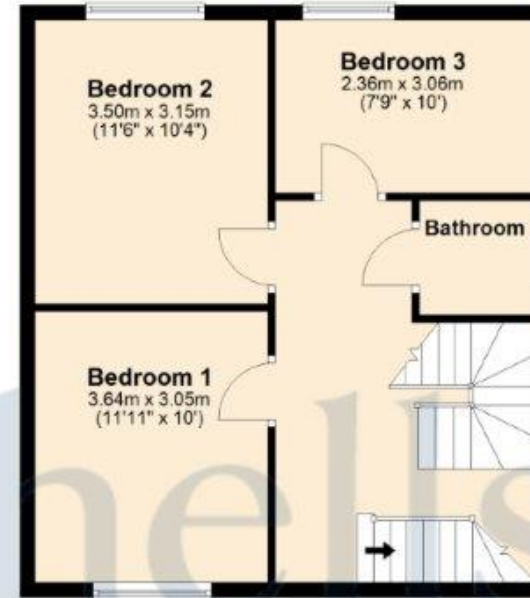


These particulars are a guide only and do not constitute an offer or a contract. The floor plan is for identification purposes only and not to scale. All measurements are approximate and should not be relied upon if ordering furniture, white goods and flooring etc. We have presented the property as we feel fairly describes it but before arranging a viewing or deciding to buy, should there be anything specific you would like to know about the property please enquire. Satchells have not tested any of the appliances or carried out any form of survey and advise you to carry out your own investigations on the state, condition, structure, services, title, tenure, and council tax band of the property. Some images may have been enhanced and the contents shown may not be included in the sale. Satchells routinely refer to 3rd party services for which we receive an income from their fee. If you would like us to refer you to one of these services please ask one of our staff who will pass your details on. We advise you check the availability of the property on the day of your viewing.

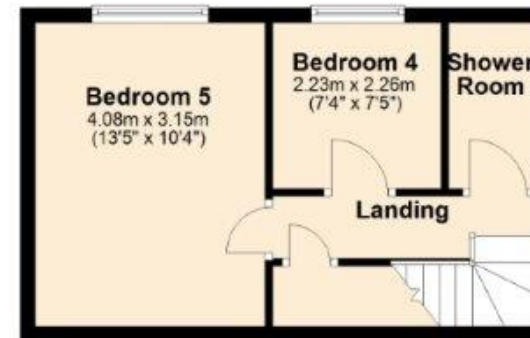
Ground Floor



First Floor



Second Floor



For illustrative purposes only - NOT TO SCALE - Measurements shown are approximate. The size and position of doors, windows, appliances and other features are approximate.
Plan produced using PlanUp.