



DP DERBYSHIRE
PROPERTIES
— SALES & LETTINGS —



Rockside Mews, Wellington Street, Matlock, Derbyshire DE4 3RW
£300,000 - Freehold



PROPERTY DESCRIPTION

Derbyshire Properties are delighted to offer this stunning mews townhouse built in 2006, standing within an attractive courtyard setting forming part of the distinctive Rockside Hydro development.

The Property enjoys an elevated position and has stunning views over Matlock and the countryside beyond from all the windows to front elevation

Approached via a private drive to courtyard where the property can be found this exclusive development is set in the grounds of the historic Rockside Hall and has a garage and visitor parking.

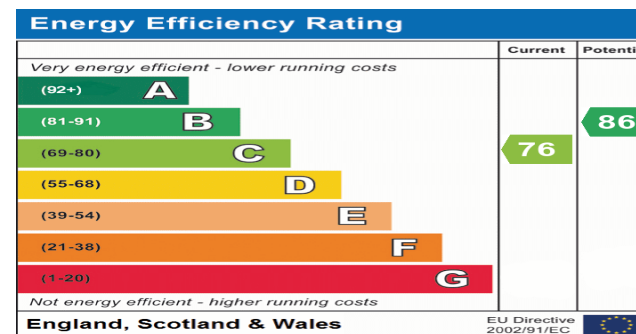
The property briefly comprises of:-spacious entrance hall, WC, Breakfast kitchen and garage. To the first floor:- The double landing leads to a family bathroom, well-proportioned lounge with great views and master bedroom. To the second floor, the landing leads to two good sized further double bedrooms and shower room with Jack/Jill doors.

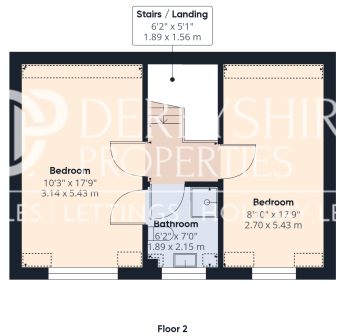
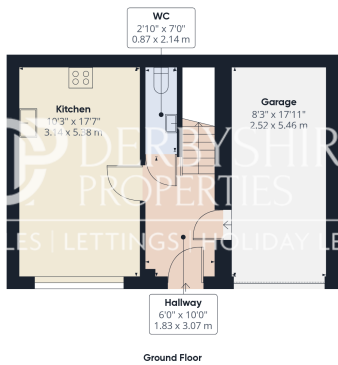
Viewing the property and grounds is undoubtedly essential to appreciate the far-reaching views and level of attention to detail taken throughout.

The Property is Freehold and by negotiation furniture and electrical items can be included

POINTS OF INTEREST

- Private drive approach with beautifully maintained grounds
- Three generous bedrooms, Jack & Jill ensuite
- Beautiful Mews town house built in grounds of the historic Rockside Hall
- Main bedroom with fitted wardrobes with Juliet balcony
- Spacious main bathroom and ground floor cloakroom
- Well equipped Breakfast kitchen with integrated appliances
- Stunning views from the lounge with Juliet balcony
- Integral Garage with electric door plus courtyard visitor parking
- Superb Elevated Views over Matlock and Riber Castle
- Full gas central heating with Hive system
- Freehold
- COUNCIL TAX BAND D





Approximate total area⁽¹⁾
1307.03 ft²
121.43 m²

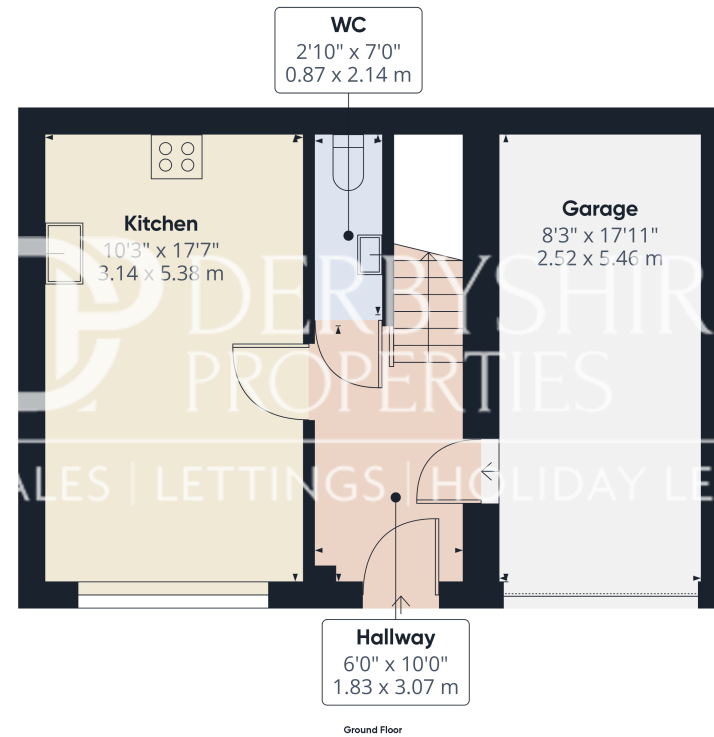
Reduced headroom
35.89 ft²
3.33 m²

(1) Excluding balconies and terraces

(2) Reduced headroom
(below 1.5m/4.92ft)

While every attempt has been made to ensure accuracy, all measurements are approximate, not to scale. This floor plan is for illustrative purposes only.

GIRAFFE360



Approximate total area⁽¹⁾
447.12 ft²
41.54 m²

(1) Excluding balconies and terraces

While every attempt has been made to ensure accuracy, all measurements are approximate, not to scale. This floor plan is for illustrative purposes only.

GIRAFFE360