



- Two Bedrooms
- Detached Bungalow
- Off Road Parking & Benefiting From A Garage
- Open Plan
- Living Room & Dining Room
- Family Bathroom
- Well Maintained Rear Garden
- Gas Central Heating & Double Glazing
- Close to Local Shops And Amenities

1 Hereward Close, Wivenhoe, Colchester, Essex. CO7 9SB.

Occupying a corner plot this two bedroom detached bungalow with off road parking and garage situated on a quiet residential road in the frequently requested Village of Wivenhoe. Highlights including new double glazing throughout fitted this year, a south facing rear garden, open plan living accommodation to the living room, two bedrooms, family bathroom and is also positioned within walking distance to local amenities. Early viewing highly advised.



Property Details.

Living Accommodation

Entrance Hall

14' 01" x 3' 09" (4.29m x 1.14m) UPVC front door opening onto hall way, radiator inset spot lights, loft, airing cupboard housing boiler.

Living Room



16' 01" x 11' 01" (4.90m x 3.38m) Box bay fronted window to front, electric fireplace, radiator, open plan onto dining room.

Dining Room



8' 01" x 8' 04" (2.46m x 2.54m) Double glazed French doors opening onto the rear garden, radiator, space for dining furniture.

Kitchen



8' 01" x 7' 01" (2.46m x 2.16m) Double glazed window to the rear, fitted kitchen including a range of wall and base units, laminate work surfaces, one and a half bowl sink with left hand drainer, tiled splash back, integrated oven and hob, space for fridge and tumble dryer.

Bedroom One



11' 02" x 10' 06" (3.40m x 3.20m) Double glazed window to front, radiator, space for double bed and furniture.

Property Details.

Bedroom Two



8' 08" x 8' 07" (2.64m x 2.62m) Double glazed window to rear, radiator, space for bedroom furniture.

Family Bathroom



6' 07" x 5' 07" (2.01m x 1.70m) Obscured double glazed window to rear, inset spot lights, tiled walls, white bathroom suite including paneled bath, low level WC, wash hand basin.

Outside

Rear Garden



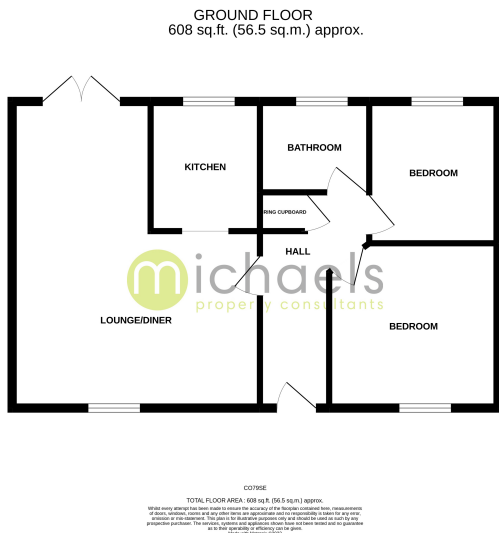
A beautifully stocked mature rear garden including a range of shrubs, the garden is also south facing and positioned on a corner plot gaining more garden to the side of the property. Patio area and side gate to the driveway. Retained by privacy fencing.

Driveway & Garage

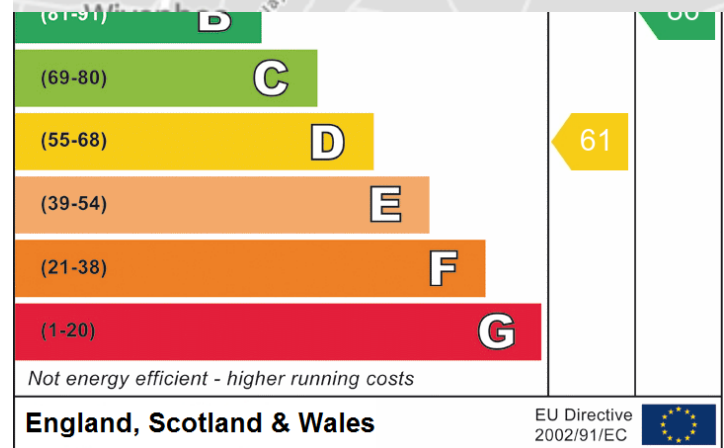
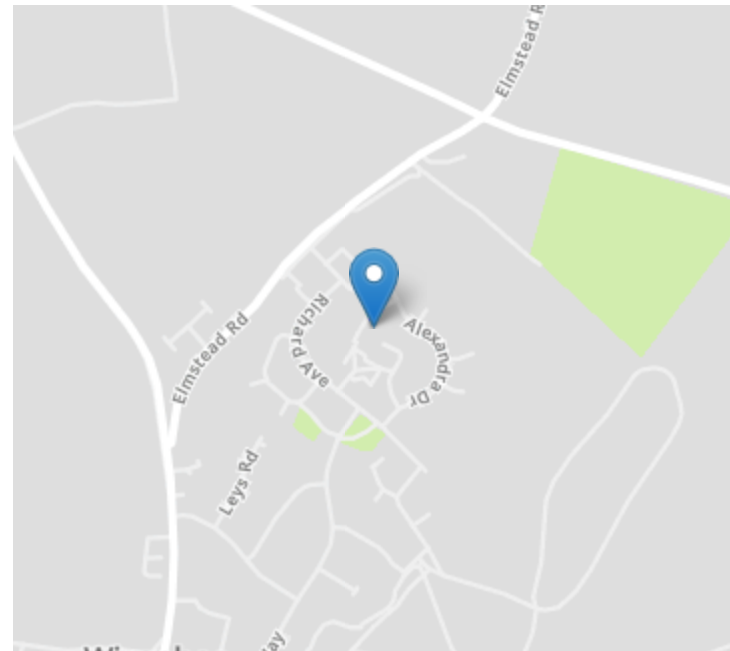
Off Road Parking to the side of the property via the hard standing driveway leading to the garage with power and up & over garage door.

Property Details.

Floorplans



Location



We have not carried out a structural survey and the services, appliances and specific fittings have not been tested. All photographs, measurements, floor plans and distances referred to are given as a guide only and should not be relied upon for the purchase of carpets or any other fixtures or fittings. Gardens, roof terraces, balconies and communal gardens as well as tenure and lease details cannot have their accuracy guaranteed for intending purchasers. Lease details, service ground rent (where applicable) are given as a guide only and should be checked and confirmed by your solicitor prior to exchange of contracts.