



HILTON KING & LOCKE

SPECIALISTS IN PROPERTY



6 Lovel Road, Chalfont St Peter, Buckinghamshire. SL9 9NN.

OIEO £700,000 Freehold

This extremely well presented four bedroom semi detached house is ideally situated within walking distance of Chalfont St Peter Village centre, plus Chalfont St Peter Academy, Chalfont St Peter Infant School, and Chalfonts Community College. The property offers bright, spacious accommodation with three reception rooms, a superb fitted kitchen, and four excellent size bedrooms on the first floor along with the modern bathroom. There is off street parking to the front of the house for two cars and a private garden to the rear. Offered for sale with no onward chain, this superb property really must be viewed internally to appreciate the size and quality of the accommodation on offer.

Upon entering the property there is an entrance hall with door leading to a ground floor cloakroom/wc, plus the separate sitting room/study which has a front aspect window. A door at the end of the hall then leads through to the bright dining / play room which features a front aspect picture window and opening into the spacious living room. The triple double glazed sliding doors affords an abundance of light to the living room and has attractive wood flooring flowing through into the fitted kitchen. The kitchen has an extensive range of gloss fitted units at base and eye level, with wood style work surfaces. There is a fitted double electric oven and gas hob with extractor hood over, plus microwave. A door leads out to the side of the property and a window overlooks the rear garden.

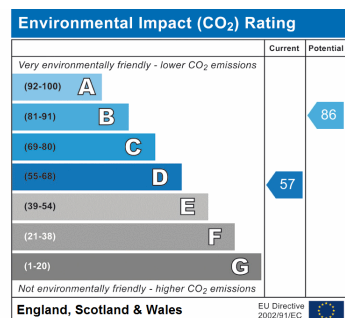
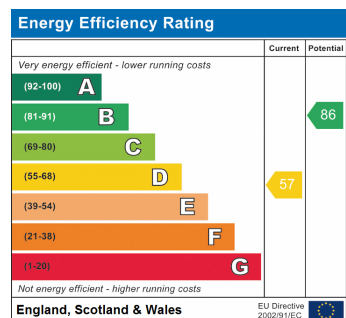
Moving to the first floor there are four excellent size bedrooms, with all but one featuring fitted wardrobes. The modern family bathroom completes the superb accommodation on offer.



Outside and to the front of the property, there is off street parking for two cars on the block paved driveway. The rear garden extends to approx 40 feet and features a paved patio area, artificial grass, flower beds and timber shed.

Lovel Road is extremely convenient for access to local amenities and transport links. Gerrards Cross is less than 2.0 miles from the property and provides a wider range of shopping facilities and Mainline station with fast trains into London Marylebone in approximately 22 minutes. Central London is easily accessible by road via the M40 (J1A) and M25 (J16) plus access to Heathrow and Gatwick Airports. Should you wish to access the tube network directly, Amersham (approx. 6.5 miles) and Chalfont & Latimer (within 6 miles) Tube stations are all easily accessible.

Buckinghamshire is renowned for its education system, with an excellent choice of state and independent schools, including Dr Challoners High School for Girls and Dr Challoners Grammar School for Boys. Chalfont St Peter Infant School, Church of England Academy and Community College are all nearby. The area is also well served for sporting facilities with The Buckinghamshire, Gerrards Cross and Denham Golf Courses within the area. Lawn tennis is available at Gerrards Cross and Beaconsfield.



Important Notice

Particulars: These particulars are not an offer or contract, nor part of one. You should not rely on statements by Hilton King & Locke Ltd in the particulars or by word of mouth or in writing as being factually accurate about the property, its condition or its value. Hilton King & Locke Ltd does not have any authority to make any representations about the property, and accordingly any information given is entirely without responsibility on the part of the agents, seller(s) or lessor(s).

Photographs etc: The photographs show only certain parts of the property as they appeared at the time they were taken. Areas, measurements and distances given are approximate only.

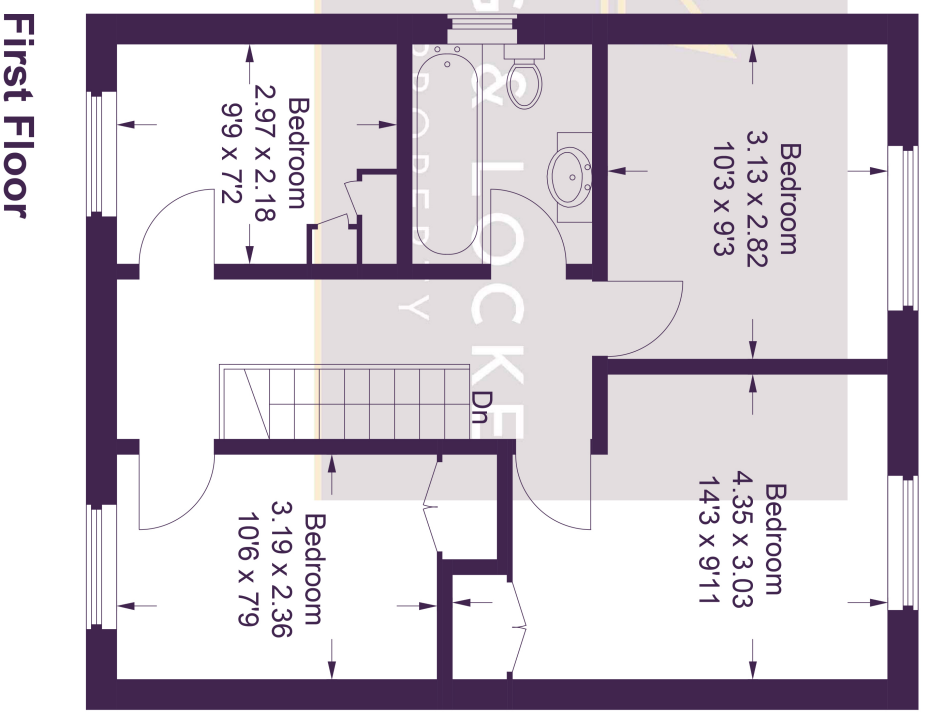
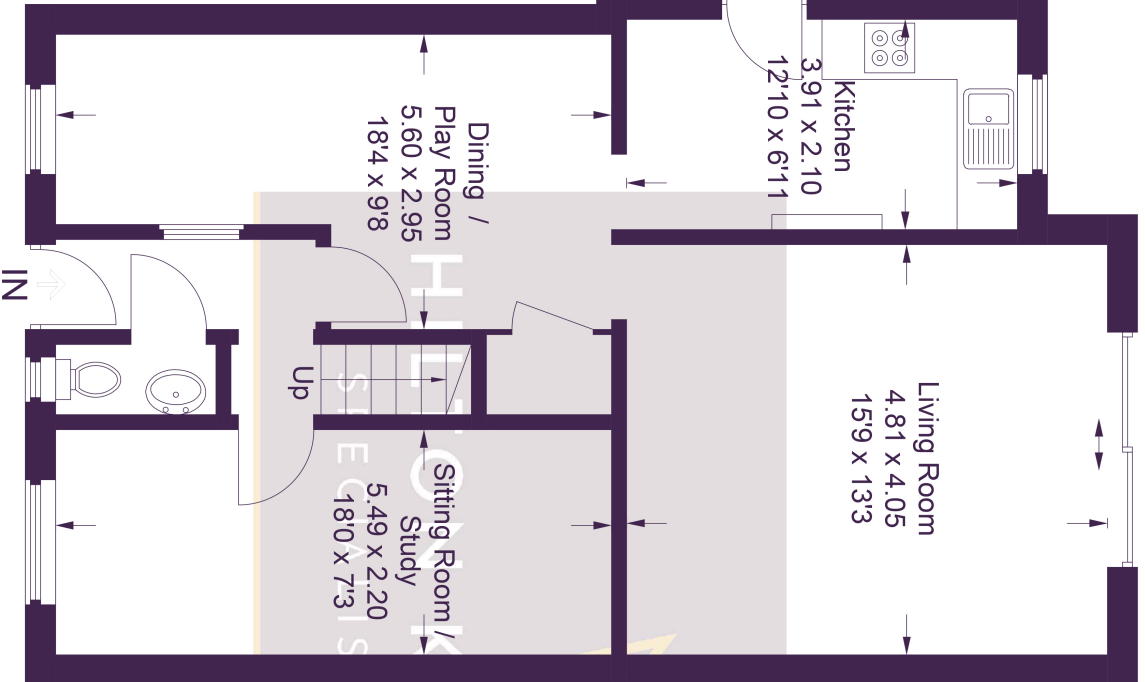


20 Market Place
Chalfont St Peter Buckinghamshire SL9 9EA

Tel: 01753 480060
csp@hklhome.co.uk

6 Lovel Road

Approximate Gross Internal Area
Ground Floor = 64.4 sq m / 693 sq ft
First Floor = 48.9 sq m / 526 sq ft
Total = 113.3 sq m / 1,219 sq ft



This plan is for layout guidance only. Not drawn to scale unless stated. Windows and door openings are approximate. Whilst every care is taken in the preparation of this plan, please check all dimensions, shapes and compass bearings before making any decisions reliant upon them.