



Pemberton Road is a popular location with Families of all ages due to the close proximity to schools such as Lynch Hill Academy and Burnham Grammar School, both of which are under 0.5 miles from your front door. For all commuters looking for a home with good transport links then this home is also perfect with Burnham train station (Elizabeth Line) located 0.5 miles away.

This FREEHOLD property comprises of TWO reception rooms in the form of a lounge and separate dining room downstairs. The dining room is located in the rear extension. The separate kitchen is also located on the ground floor. The first floor is the home to all THREE bedrooms and family bathroom.










Externally the home has a private rear garden which is ideal for the entire family to enjoy. The the front there is a private driveway, allowing parking for TWO cars. Further parking bays are available for any visitor parking.


SOLD WITH NO ONWARD CHAIN.





Property Information

-  DRIVEWAY PARKING
-  TWO RECEPTION ROOMS
-  PRIVATE AND ENCLOSED REAR GARDEN
-  0.5 MILES TO BURNHAM GRAMMAR SCHOOL
-  NO CHAIN
-  EXTENDED TO THE REAR
-  THREE BEDROOMS
-  0.5 MILES TO BURNHAM STATION (ELIZABETH LINE)
-  FREEHOLD




x3

Bedrooms




x2

Reception Rooms



x1

Bathrooms



x2

Parking Spaces



Y

Garden



N

Garage

Transport Links

Nearest stations:

- Burnham (0.5 miles)
- Taplow (1.7 miles)
- Slough (2.5 miles)

The M4 (jct 7) is approximately 2 miles distant, as is the M40 (jct 2) and these in turn provide access to the M25, M3 and Heathrow Airport. British Rail connections to Paddington are available from Burnham and Maidenhead. A direct train into London Waterloo is also available via Windsor & Eton Riverside station.

Location

Burnham offers a good range of shops for day-to-day needs while further shopping facilities can be found in nearby Slough, Maidenhead, Windsor and Beaconsfield. An abundance of sporting facilities in the area including Cliveden Reach which is regarded as one of the most beautiful stretches of the River Thames for boating and fishing. In addition to Nashdom's own parkland there are many attractive walks in the grounds of Cliveden and at Burnham Beeches.

Schools

PRIMARY SCHOOLS:

- Lynch Hill School Primary Academy
- 0.3 miles away State school

- Priory School
- 0.5 miles away State school

- Our Lady of Peace Catholic Primary and Nursery School
- 0.6 miles away State school

- Claycots School
- 0.8 miles away State school

- St Peter's Church of England Primary School
- 1.0 miles away State school

SECONDARY SCHOOLS:

- Burnham Grammar School
- 0.3 miles away State school

- Haybrook College
- 0.4 miles away State school

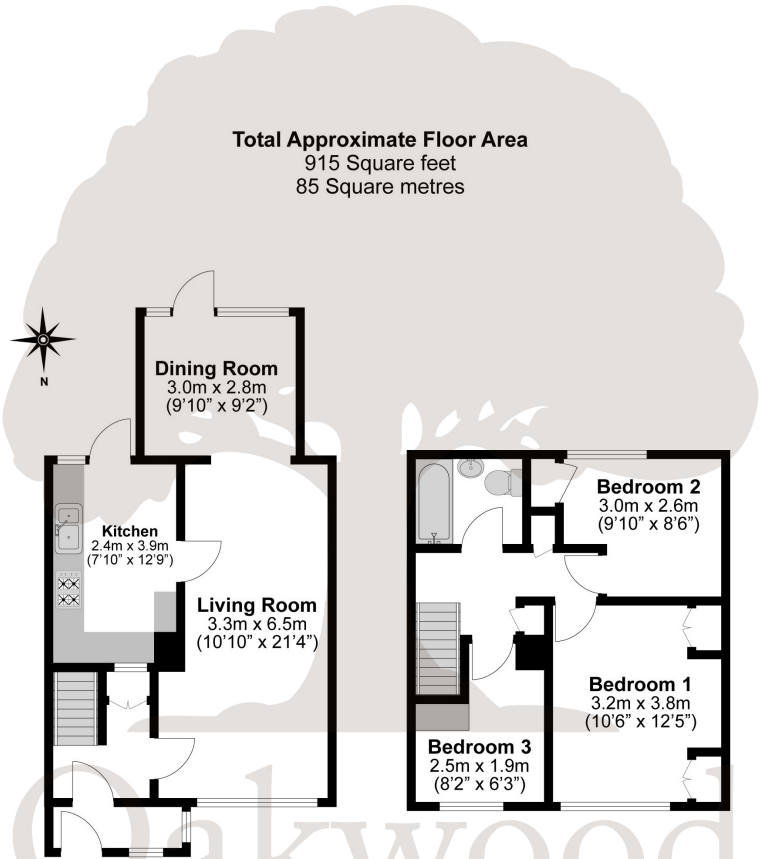
- Al-Madani Independent Grammar School
- 0.7 miles away Independent school

- Beechwood School
- 1.0 miles away State school

Council Tax

Band C

Floor Plan



Illustrations are for identification purposes only, measurements are approximate, not to scale.

Prospective purchasers should be aware that these sales particulars are intended as a general guide only and room sizes should not be relied upon for carpets or furnishing. We have not carried out any form of survey nor have we tested any appliance or services, mechanical or electrical. All maps are supplied by Goview.co.uk from Ordnance Survey mapping. Care has been taken in the preparation of these sales particulars, which are thought to be materially correct, although their accuracy is not guaranteed and they do not form part of any contract.

