




This smartly presented two-bedroom end of terrace home is set within a small courtyard development built in 1995, ideally located close to the town centre and adjacent to beautiful National Trust land. Perfect for first-time buyers, downsizers, or investors, this property offers a superb balance of comfort, space, and convenience.

The accommodation comprises a spacious living and dining room featuring bifold doors, a fitted kitchen, an entrance hall, a family bathroom, and two generous double bedrooms. The home benefits from gas central heating, log burner and cavity wall insulation, ensuring year-round comfort. Large double-glazed windows throughout give a bright, airy atmosphere, while the second bedroom offers ample built-in storage.











Externally, the property features an enclosed rear garden backing onto National Trust land, providing both privacy and a peaceful setting. The terrace is ideal for dining or relaxing while enjoying the views. Additionally, the property comes with two off road reserved parking spaces directly allocated for residents.

With excellent transport links, local shops, and amenities close by, this property presents a fantastic opportunity in a highly sought-after location. Early viewing is strongly recommended





Property Information

-  NO ONWARD CHAIN
-  PARKING FOR 2 CARS
-  PRIVATE REAR GARDEN
-  CLOSE TO LOCAL SCHOOLS AND SHOPPING AMENITIES
-  WALKING DISTANCE TO TOWN CENTRE AND THE RIVER
-  TWO DOUBLE BEDROOM
-  GARDEN WITH NATIONAL TRUST LAND ADJOINING
-  SPACIOUS LIVING ROOM
-  MODERN BATHROOM
-  20MIN WALK TO MAIDENHEAD TRAIN STATION (CROSSRAIL/ELIZABETH LINE)

|  |   |   |   |   |   |
|--|---|---|---|---|---|
|  |  |  |  |  |  |
| x2   | x1  | x1  | x2  | Y   | N   |
| Bedrooms   | Reception Rooms   | Bathrooms   | Parking Spaces  | Garden  | Garage  |

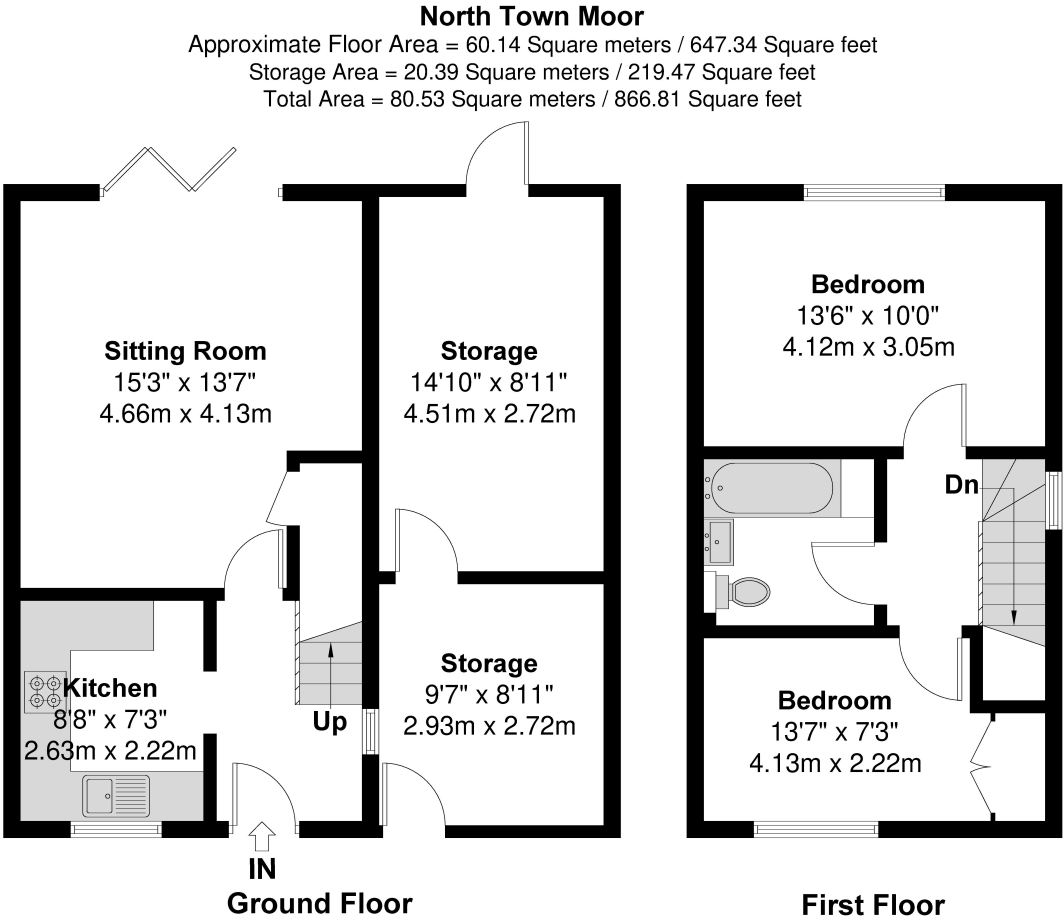
School And Leisure

There are numerous local sports clubs including tennis, rugby, rowing and football, various fitness centres and racing at Ascot and Windsor. The River Thames can also be accessed at Maidenhead with many walks to be enjoyed along the Thames Path. The local area has many walking trails, including the National Trust woodland at Maidenhead Thicket and Pinkneys Green. Nearby amenities include numerous golf courses, the new Braywick Leisure centre, a multiplex cinema, shops and restaurants. There are also a number of good and outstanding schools close by.

Location

This property is conveniently located within a short walk to the Town Centre. The Railway station is 0.9 miles away - providing fast links into London Paddington (fast trains approx. 20 minutes). Maidenhead Riverside and Ray Mill Island are also close by, offering a good selection of family activities. The property is well located for access to the M4 and M40 via the A404 making commuting into London and the West Country very easy.

Floor Plan



Prospective purchasers should be aware that these sales particulars are intended as a general guide only and room sizes should not be relied upon for carpets or furnishing. We have not carried out any form of survey nor have we tested any appliance or services, mechanical or electrical. All maps are supplied by Goview.co.uk from Ordnance Survey mapping. Care has been taken in the preparation of these sales particulars, which are thought to be materially correct, although their accuracy is not guaranteed and they do not form part of any contract.

