
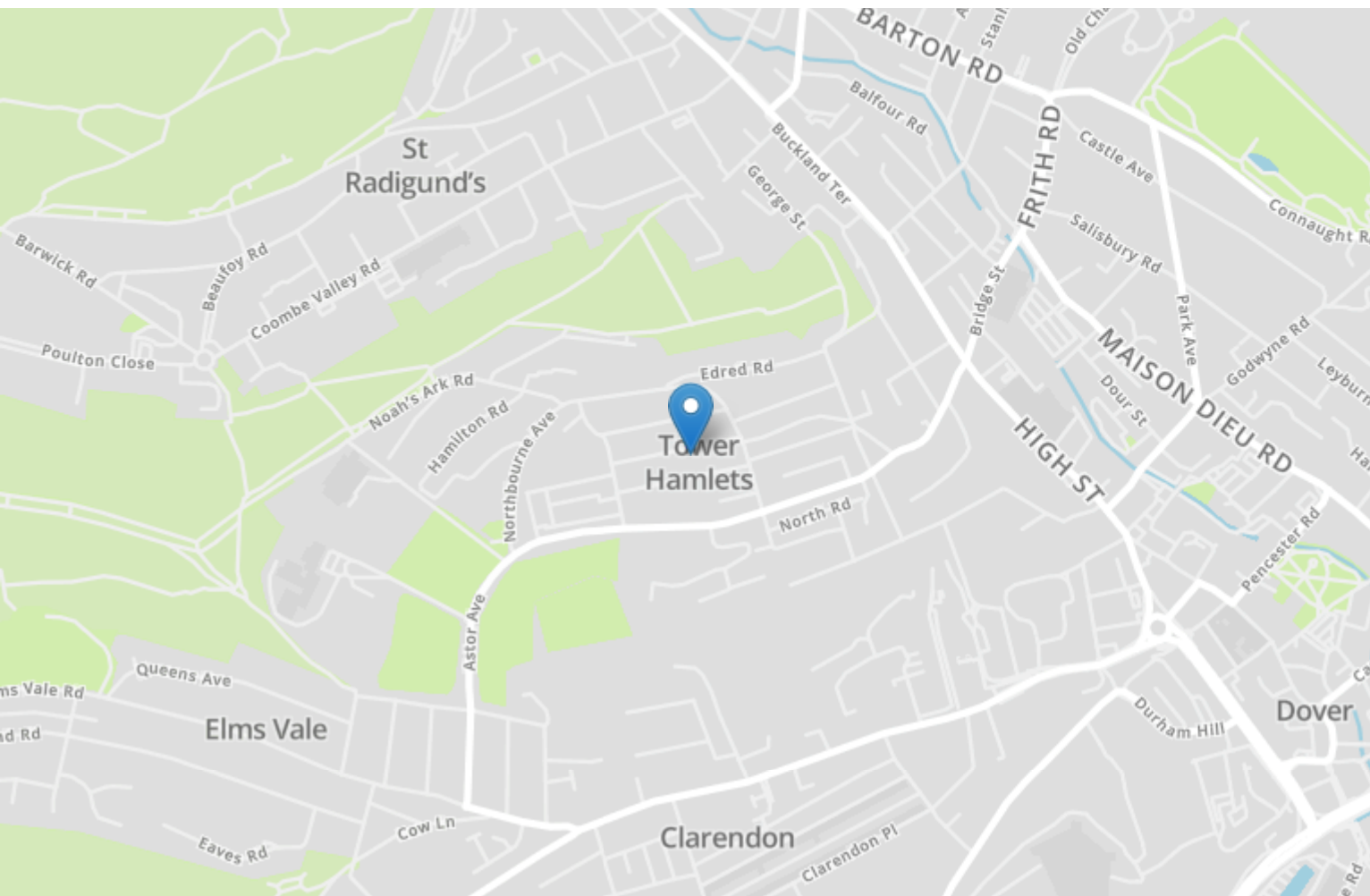


Energy Efficiency Rating		
	Current	Potential
Very energy efficient - lower running costs		
(92+) A		
(81-91) B		87
(69-80) C		
(55-68) D	68	
(39-54) E		
(21-38) F		
(1-20) G		
Not energy efficient - higher running costs		
England, Scotland & Wales	EU Directive 2002/91/EC	



53 Lowther Road

Dover
CT17 0BE

£170,000 FREEHOLD

Draft Details...FOR SALE THROUGH BURNAP + ABEL...Offers Over £170,000...Burnap + Abel are delighted to offer onto the market this fabulous two bedroom house located in the conveniently placed Lowther Road, Dover. The property would be ideal for first time buyers or buy to let investors and the accommodation boasts a large lounge/dining room, kitchen, two bedrooms and a bathroom. Additional benefits include a low maintenance rear garden, double glazing, gas central heating and NO ONWARD CHAIN. The property is situated in the popular Tower Hamlets area of town and only a short distance from the town centre. Dover main-line railway station with the fast link train to St Pancras in just over an hour is within walking distance. Within the area, there are a good range of primary and secondary schools including the Dover Boys and Girls Grammar Schools. There are good access routes to the A20/M20 and A2/M2. For your chance to view call sole agent Burnap + Abel on 01304 279107.



Lounge/Dining Room

21' 2" x 12' 1" (6.45m x 3.68m)

Kitchen

9' 2" x 6' 2" (2.79m x 1.88m)

Bedroom One

11' 9" x 9' 0" (3.58m x 2.74m)

Bathroom

9' 5" x 6' 2" (2.87m x 1.88m)

Bedroom Two

12' 1" x 9' 1" (3.68m x 2.77m)

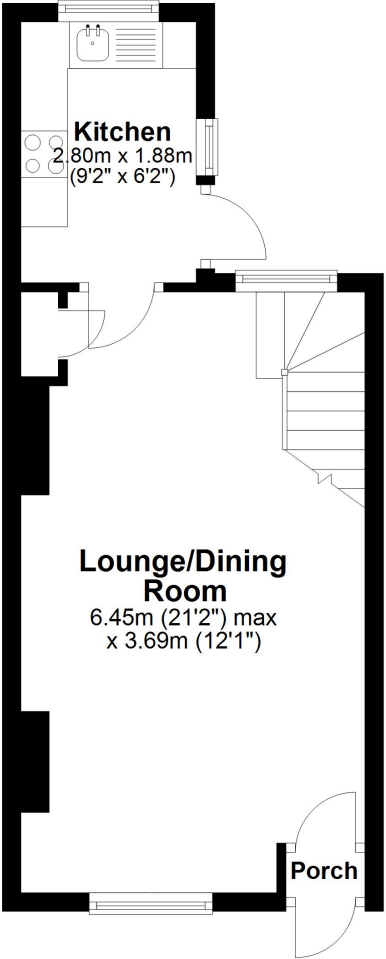
Garden

Area Information

Situated close to Dover Town Centre with its range of amenities including shopping, educational and recreational facilities together with the Docks and seafront offering regular ferry crossings to The Continent and within easy access of the St James' Retail Park. The property is on the main bus route and there are several primary and secondary schools are dotted around the town. The nearby A2 dual carriageway offers a fast connection to the Cathedral City of Canterbury. Dover Priory mainline railway station offers excellent fast speed connections to the capital.

Ground Floor

Approx. 29.5 sq. metres (317.6 sq. feet)



First Floor

Approx. 27.7 sq. metres (298.1 sq. feet)

