



Holmehill, Godmanchester PE29 2EX

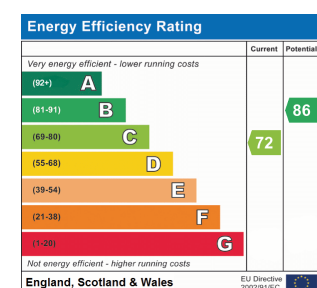
**£210,000**

- Ideal First Time Buy Or Buy To Let
- A Much Improved Home
- Two Bedrooms
- Re-Fitted Kitchen And Sanitaryware
- Designated Parking
- Ready To Move In To
- Sought After Location
- No Forward Chain

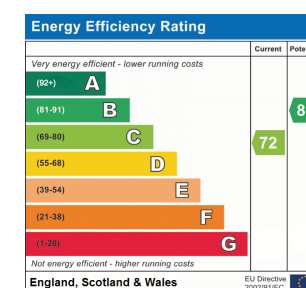
Holmehill, Godmanchester PE29 2EX

**£210,000**

- Ideal First Time Buy Or Buy To Let
- A Much Improved Home
- Two Bedrooms
- Re-Fitted Kitchen And Sanitaryware
- Designated Parking
- Ready To Move In To
- Sought After Location
- No Forward Chain



**Peter Lane & PARTNERS**  
EST 1990



**Peter Lane & PARTNERS**  
EST 1990

Integral Storm Canopy Over

UPVC double glazed front door to

Entrance Hall

7' 9" x 3' 10" (2.36m x 1.17m)

Airing cupboard housing Vaillant gas fired central heating boiler and storage, understairs storage cupboard.

Sitting Room

15' 11" x 11' 9" (4.85m x 3.58m)

UPVC bay window to front aspect, stairs to first floor, double panel radiator, coving to ceiling, TV point, telephone point.

Kitchen

11' 9" x 7' 5" (3.58m x 2.26m)

UPVC window to side aspect, fitted in a range of cream gloss base and wall mounted units with work surfaces and up-stands, glass fronted display cabinet, drawer units, pan drawers, integral electric oven and gas hob with bridging unit and suspended extractor fitted above, single drainer one and a half bowl stainless steel sink unit with mixer tap, integral wine rack, double panel radiator, appliance spaces, LVT flooring.

First Floor Landing

Inner door to

Bedroom 1

11' 9" x 11' 9" (3.58m x 3.58m)

Double panel radiator, UPVC window to front aspect.

Bedroom 2

11' 9" x 7' 10" (3.58m x 2.39m)

UPVC window to side aspect, access to insulated loft space, radiator.

Family Bathroom

7' 8" x 4' 8" (2.34m x 1.42m)

Re-fitted in three piece white suite comprising low level WC, pedestal wash hand basin with mono bloc mixer tap, panel bath with mixer tap and folding screen with independent shower unit fitted over, glass contour border tiling, double panel radiator, UPVC window to side aspect, ceramic tiled flooring.

Outside

There are surrounding lawns, prepared stocked and shrub flower borders with designated parking space for one vehicle.

Tenure

Freehold

Council Tax Band - B

Integral Storm Canopy Over

UPVC double glazed front door to

Entrance Hall

7' 9" x 3' 10" (2.36m x 1.17m)

Airing cupboard housing Vaillant gas fired central heating boiler and storage, understairs storage cupboard.

Sitting Room

15' 11" x 11' 9" (4.85m x 3.58m)

UPVC bay window to front aspect, stairs to first floor, double panel radiator, coving to ceiling, TV point, telephone point.

Kitchen

11' 9" x 7' 5" (3.58m x 2.26m)

UPVC window to side aspect, fitted in a range of cream gloss base and wall mounted units with work surfaces and up-stands, glass fronted display cabinet, drawer units, pan drawers, integral electric oven and gas hob with bridging unit and suspended extractor fitted above, single drainer one and a half bowl stainless steel sink unit with mixer tap, integral wine rack, double panel radiator, appliance spaces, LVT flooring.

First Floor Landing

Inner door to

Bedroom 1

11' 9" x 11' 9" (3.58m x 3.58m)

Double panel radiator, UPVC window to front aspect.

Bedroom 2

11' 9" x 7' 10" (3.58m x 2.39m)

UPVC window to side aspect, access to insulated loft space, radiator.

Family Bathroom

7' 8" x 4' 8" (2.34m x 1.42m)

Re-fitted in three piece white suite comprising low level WC, pedestal wash hand basin with mono bloc mixer tap, panel bath with mixer tap and folding screen with independent shower unit fitted over, glass contour border tiling, double panel radiator, UPVC window to side aspect, ceramic tiled flooring.

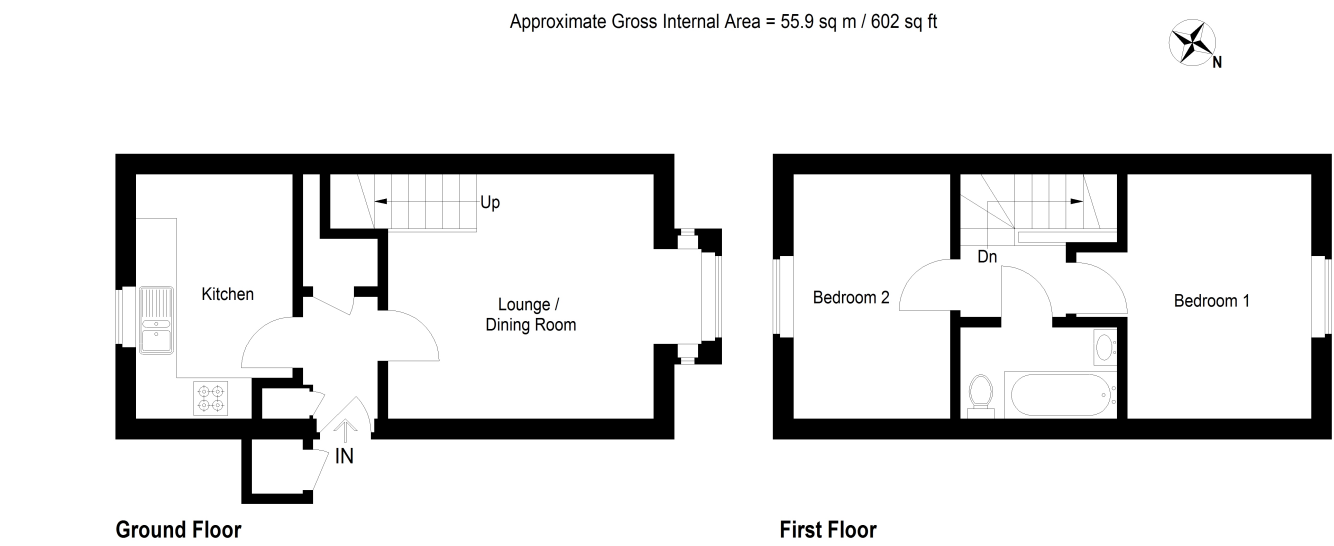
Outside

There are surrounding lawns, prepared stocked and shrub flower borders with designated parking space for one vehicle.

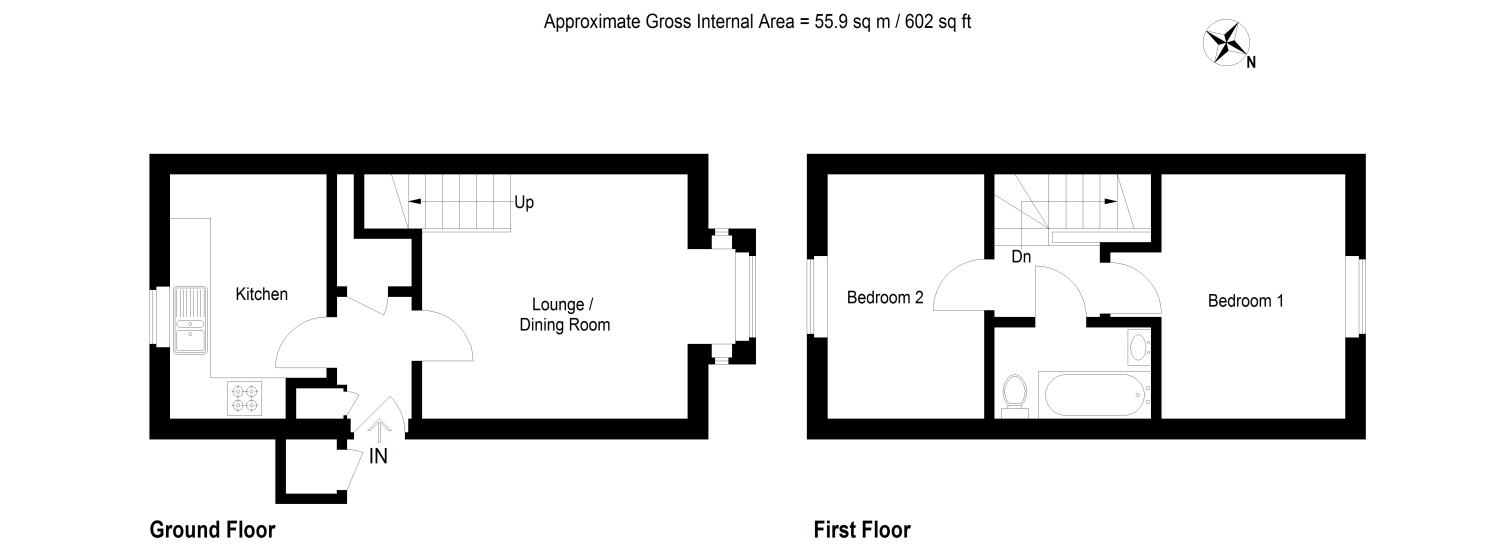
Tenure

Freehold

Council Tax Band - B



This plan is for layout guidance only. Not drawn to scale unless stated. Windows and door openings are approximate. Whilst every care is taken in the preparation of this plan, please check all dimensions, shapes and compass bearings before making any decisions reliant upon them. (ID1066257) Housepix Ltd			
<b>Huntingdon</b> 60 High Street Huntingdon 01480 414800	<b>Kimbolton</b> 24 High Street Kimbolton 01480 860400	<b>St Neots</b> 32 Market Square St. Neots 01480 406400	<b>Mayfair Office</b> Cashel House 15 Thayer St, London 0870 1127099
Peter Lane & Partners, for themselves as agents for the Vendors or Lessors of this property give notice that these particulars are produced in good faith and are to act purely as a guide to the property and therefore do not constitute any part of any contract. Peter Lane & Partners or any employee therefore do not have the authority to make or give any warranties, guarantees or representation whatsoever in relation to this property.			



This plan is for layout guidance only. Not drawn to scale unless stated. Windows and door openings are approximate. Whilst every care is taken in the preparation of this plan, please check all dimensions, shapes and compass bearings before making any decisions reliant upon them. (ID1066257) Housepix Ltd			
<b>Huntingdon</b> 60 High Street Huntingdon 01480 414800	<b>Kimbolton</b> 24 High Street Kimbolton 01480 860400	<b>St Neots</b> 32 Market Square St. Neots 01480 406400	<b>Mayfair Office</b> Cashel House 15 Thayer St, London 0870 1127099
Peter Lane & Partners, for themselves as agents for the Vendors or Lessors of this property give notice that these particulars are produced in good faith and are to act purely as a guide to the property and therefore do not constitute any part of any contract. Peter Lane & Partners or any employee therefore do not have the authority to make or give any warranties, guarantees or representation whatsoever in relation to this property.			