

Oakwood Estates are pleased to present to the market this one of a kind property situated in the sought-after area of Iver Heath, this impressive and versatile large townhouse perfect for multi-generational family.

On the ground floor, you'll find bedroom five with spacious shower room, reception room two opening onto the conservatory that provides access to the rear garden ideal for relaxing in the warmer months.











Upstairs, You have the kitchen, dining room and second reception, with ample natural light, contemporary interiors, and a well-proportioned layout. The third floor provides bedrooms one, two and three with family bathroom.



This unique property provides a rare opportunity to own a large family home in a quiet, well-connected area, with easy access to local amenities, schools, and transport links. Early viewing is highly recommended.





Property Information

-  FREEHOLD
-  LARGE TOWNHOUSE
-  DRIVEWAY PARKING FOR 4 CARS
-  WALKING DISTANCE TO SCHOOLS
-  QUIET FAMILY LOCATION
-  COUNCIL TAC BAND - D (£2,401 P/YR)
-  LARGE PLOT
-  CLOSE TO LOCAL AMENITIES
-  POTENTIAL INVESTMENT
-  5 BEDROOMS

					
x5	x2	x2	x4	Y	N
Bedrooms	Reception Rooms	Bathrooms	Parking Spaces	Garden	Garage

Tenure

Freehold

Council Tax Band

Band D (£2401 P/YR)

Plot/Land Area

0.10 Acres (398.00 Sq.M.)

Mobile Coverage

5G Voice and Data

Internet Speed

5G voice and data

Schools

- Iver Heath Junior School  
0.42 miles
- Iver Heath Infant School and Nursery  
0.55 miles
- West Middlesex College  
1.24 miles
- St Mary's Catholic Primary School  
1.47 miles
- The Iver Village Junior School  
1.6 miles
- Iver Village Infant School  
1.72 miles

Transpot Links

- Uxbridge Underground Station  
1.86 miles
- Iver Station  
2.52 miles
- Langley (Berks) Station  
2.63 miles

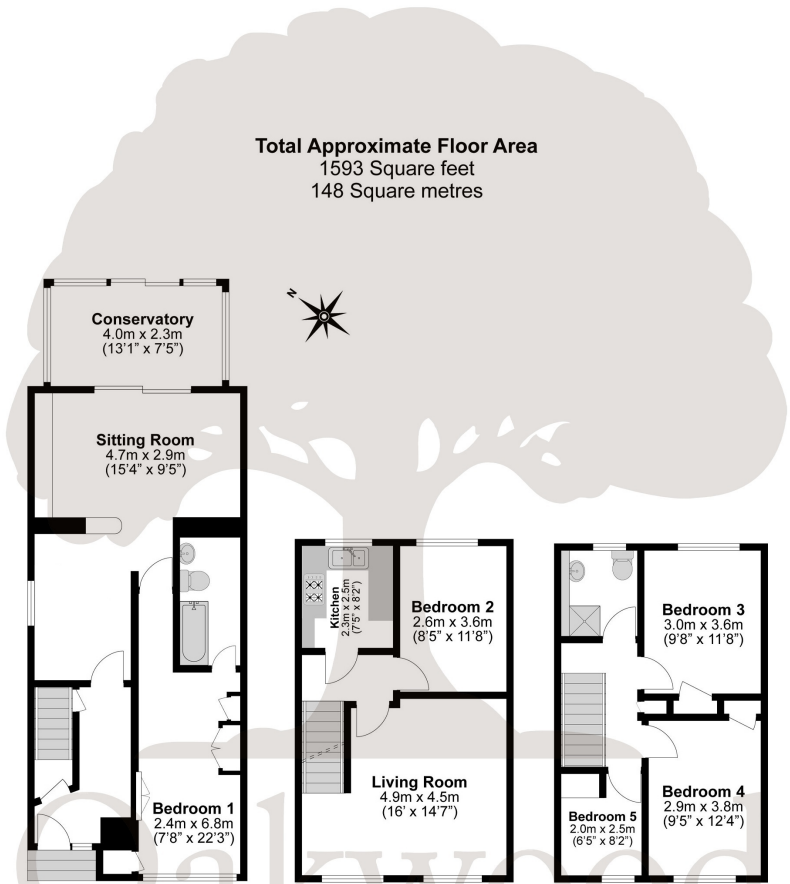
Local Area

Iver Heath is located in the county of Buckinghamshire, South East England, four miles east of the major town of Slough, and 16 miles west of London. Located within walking distance of various local amenities and less than 2 miles from Iver train station (Crossrail), with trains to London, Paddington, and Oxford. The local motorways (M40/M25/M4) and Heathrow Airport are just a short drive away Iver Heath has an excellent choice of state and independent schools. The area is well served by sporting facilities and the countryside, including Black Park, Langley Park, and The Evreham Sports Centre. The larger centres of Gerrards Cross and Uxbridge are also close by. There is a large selection of shops, supermarkets, restaurants, and entertainment facilities, including a multiplex cinema and a Gym.

Council Tax

Band D

Floor Plan



Illustrations are for identification purposes only, measurements are approximate, not to scale.

Prospective purchasers should be aware that these sales particulars are intended as a general guide only and room sizes should not be relied upon for carpets or furnishing. We have not carried out any form of survey nor have we tested any appliance or services, mechanical or electrical. All maps are supplied by Goview.co.uk from Ordnance Survey mapping. Care has been taken in the preparation of these sales particulars, which are thought to be materially correct, although their accuracy is not guaranteed and they do not form part of any contract.

