



- Tastefully Modernised Throughout
- Detached House
- Two Bedrooms
- Open Plan Lounge/Diner
- Fitted Kitchen With Integrated Appliances
- Contemporary Bathroom
- Walk In Wardrobe To Main Bedroom
- Low Maintenance Landscaped Rear Garden With Outbuilding & Shed
- Driveway Providing Off Road Parking

19 Hedingham Road, Halstead, Halstead, Essex. CO9 2DB.

Guide Price £290,000 - £300,000 A fine example of a tastefully refurbished and contemporary two bedroom detached house, centrally located in Halstead offering brilliant access to the towns range of amenities and High Street. Presented to the market in pristine condition, this stunning home is truly 'turn key' and would make an ideal first time purchase.



Property Details.

Ground Floor

Lounge/Diner



17' 5" x 14' 0" (5.31m x 4.27m) With UPVC double glazed windows to double aspect, UPVC patio doors to garden, wood flooring, two wall hung feature radiators, two built in storage cupboards, TV point, opening to;

Kitchen



7' 9" x 7' 0" (2.36m x 2.13m) With UPVC double glazed window to side aspect, wood floor, a range of matching modern high gloss handleless eye level and base units with square edge

worktops over, inset sink, in-built double oven with hob and extractor over, integrated fridge & freezer, space and plumbing for washing machine.

First Floor

Landing



With UPVC double glazed window to front aspect, radiator, door to;

Bedroom One



10' 6" x 8' 6" (3.20m x 2.59m) With UPVC double glazed window to rear aspect, radiator, walk in wardrobe which comes with a window and light.

Property Details.

Bedroom Two



8' 4" x 7' 6" (2.54m x 2.29m) With UPVC double glazed window to rear aspect, radiator, built in double wardrobe.

Bathroom



With UPVC double glazed obscure window to side aspect, chrome heated towel rail, wash hand vanity basin, enclosed cistern WC, panelled bath with shower screen and rainfall shower, part tiled walls, two built in cupboards.

Outside

Rear Garden



To the rear there is a low maintenance landscaped rear garden which offers two tiered paved seating areas. The garden is also enclosed by fencing with gated access. There is also inset solar lighting and an outside power point.

Outbuilding



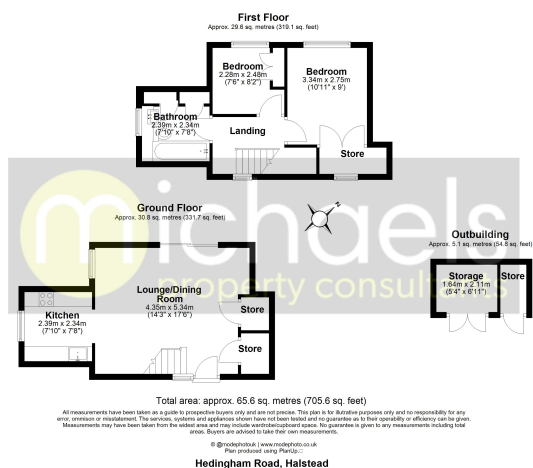
6' 6" x 4' 7" (1.98m x 1.40m) With power and light. Adjacent a further shed/storage area.

Driveway

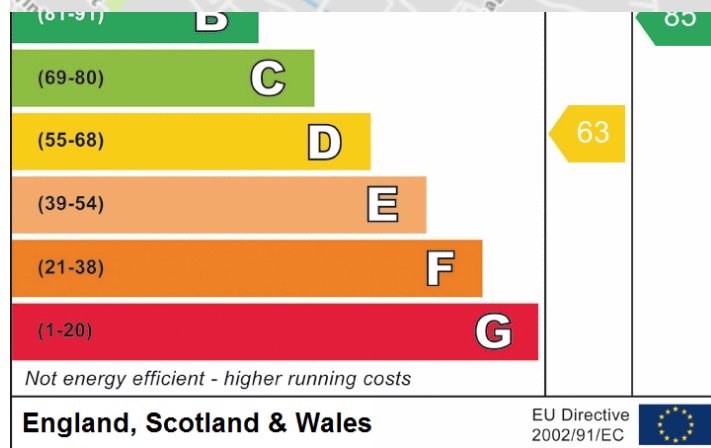
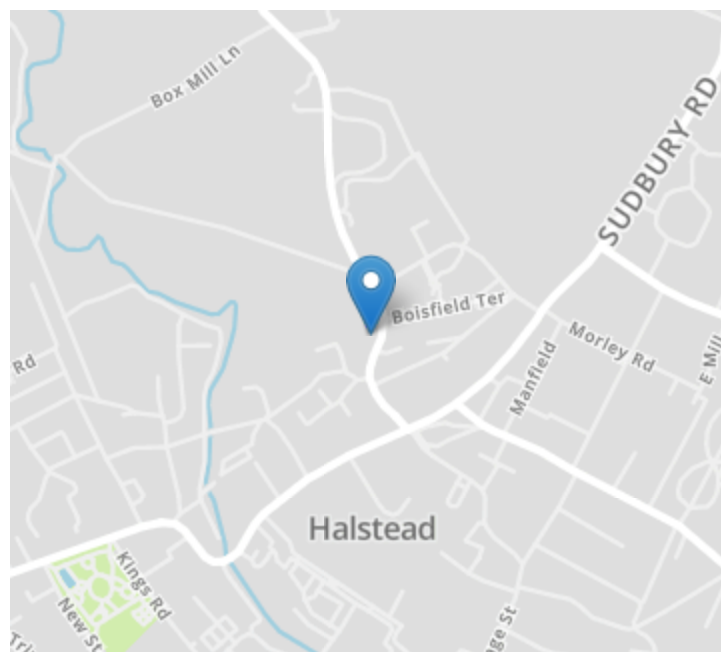
Providing off road parking.

Property Details.

Floorplans



Location



We have not carried out a structural survey and the services, appliances and specific fittings have not been tested. All photographs, measurements, floor plans and distances referred to are given as a guide only and should not be relied upon for the purchase of carpets or any other fixtures or fittings. Gardens, roof terraces, balconies and communal gardens as well as tenure and lease details cannot have their accuracy guaranteed for intending purchasers. Lease details, service ground rent (where applicable) are given as a guide only and should be checked and confirmed by your solicitor prior to exchange of contracts.