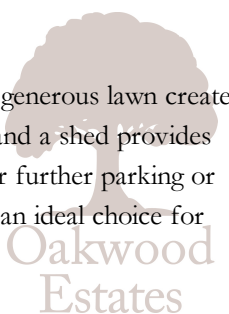



Fully renovated in August 2019, this stunning property offers a perfect blend of modern living and high-specification design. Upon entering the property, you are welcomed into a bright and spacious hallway, setting the tone for the rest of the home. To the right, you'll find a generously sized family room, featuring elegant plantation shutters, a sleek built-in TV unit, and a stylish electric fireplace—perfect for cozy evenings. The heart of the home is the expansive open-plan kitchen, designed for both functionality and style. It boasts high-end Siemens appliances, a Quooker tap, a garbage disposal unit, a proving drawer, and a five-ring gas hob. The large breakfast bar area and integrated wine cooler make it an ideal space for entertaining. A striking sliding glass door opens onto the rear garden, flooding the space with natural light. Additionally, there is internal access to the garage for added convenience. Adjacent to the kitchen is a versatile second reception room, currently used as a games room. Complete with a private ensuite shower room and sliding doors leading to a wooden terrace, this space offers fantastic flexibility—whether as an annexe, home office, or guest suite.


Upstairs, a stunning mezzanine-style landing leads to the bedrooms. The principal suite is a spacious double room with a front-facing aspect, built-in wardrobes with a secure safe, and a modern ensuite shower room. The second bedroom, another generous double, also benefits from a private ensuite and built-in storage, with a tranquil rear aspect. Bedrooms three and four are both well-proportioned doubles and share a luxurious family bathroom, complete with a rainfall shower, bathtub, basin, and toilet. For additional storage, the loft has been fully boarded.


Externally, the property offers an exceptional outdoor space. A large patio area, a separate raised terrace, and a generous lawn create the perfect setting for relaxation and entertaining. Side access on both sides of the property adds practicality, and a shed provides extra storage. The driveway comfortably accommodates up to five cars, with the added benefit of a garage for further parking or storage. This beautifully presented home effortlessly combines modern living with practical design, making it an ideal choice for families or those seeking a spacious, high-specification residence.





Property Information


- 


5 BEDROOM DETACHED HOUSE
- 


OPEN PLAN KITCHEN / LIVING ROOM
- 


POTENTIAL TO EXTEND (STPP)
- 


DCGS CATCHMENT AREA
- 

EPC- D
- 

GARAGE AND PARKING FOR 5 CARS
- 

2 RECEPTION ROOMS
- 

SOUTH WEST FACING GARDEN
- 

COUNCIL TAX BAND- G
- 

2206 SQ FT



x5

Bedrooms



x2

Reception Rooms



x4

Bathrooms



x5

Parking Spaces



Y

Garden



Y

Garage

Location

Chalfont St Peter is a village located in Buckinghamshire, England. It is situated approximately 25 miles west of London. The village has a charming and picturesque setting, with a mix of historic buildings and modern amenities. It is known for its beautiful countryside, including nearby Chiltern Hills, which provide opportunities for outdoor activities such as walking and cycling. Chalfont St Peter has a range of shops, restaurants, and pubs, offering a variety of amenities for residents and visitors. The village also has several schools and community facilities, making it an attractive place to live.

Local Schools

Some of the local schools are the following:

- Chalfont St. Peter Church of England Academy
- Chalfont St. Giles Infant School
- Chalfont St. Giles Junior School
- Robertswood Church of England Primary School
- Dr Challoner's Grammar School
- The Chalfonts Community College
- Gayhurst School
- Maltmans Green
- St Mary's School
- Thorpe House School

It's always recommended to conduct further research and contact the schools directly for more detailed information about their programs and admissions processes.

Transport Links

Chalfont St Peter benefits from excellent transport links, making it a desirable location for commuters and travelers alike.

Rail Connections

Gerrards Cross Station (approx. 5-minute drive) provides fast services to London Marylebone via Chiltern Railways, with journey times as quick as 20-25 minutes. Chorleywood Station (approx. 10-minute drive) is on the Metropolitan Line, offering direct access to Central London and connections to the wider London Underground network.

Road Links

M40 (Junction 2) and M25 (Junction 16) are both easily accessible, providing quick links to Heathrow Airport (approx. 20-minute drive), London, Oxford, and beyond. The A413 runs through the village, offering a direct route to Amersham, Aylesbury, and Gerrards Cross.

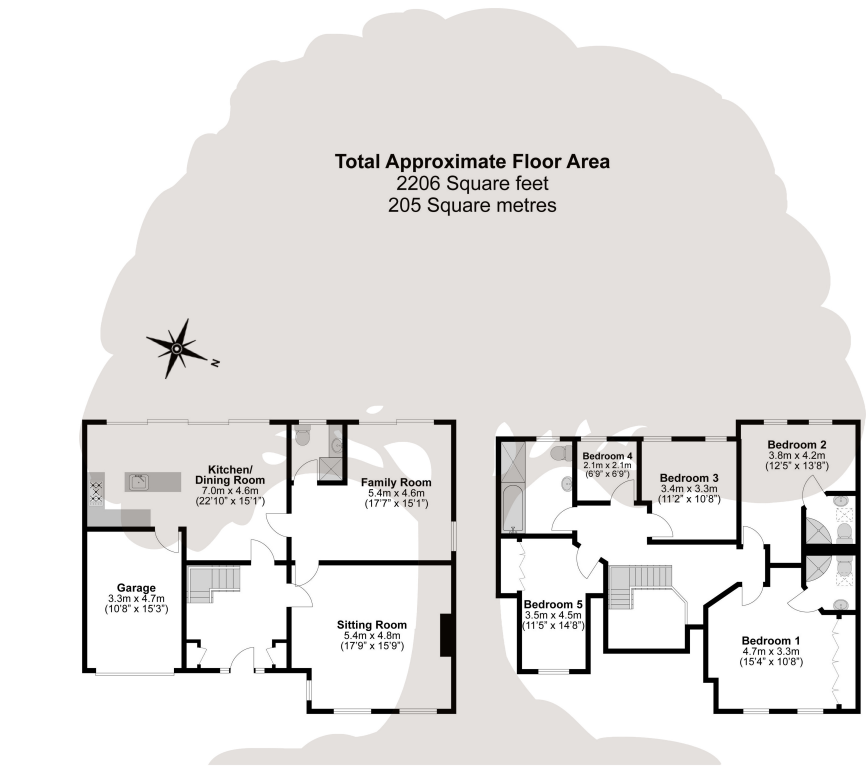
Airports

Heathrow Airport is approximately 20-25 minutes away by car via the M25. Luton Airport is also within easy reach, taking around 35-40 minutes.

Council Tax

Band G

Floor Plan



Total Approximate Floor Area
2206 Square feet
205 Square metres

Illustrations are for identification purposes only,
measurements are approximate, not to scale.

Prospective purchasers should be aware that these sales particulars are intended as a general guide only and room sizes should not be relied upon for carpets or furnishing. We have not carried out any form of survey nor have we tested any appliance or services, mechanical or electrical. All maps are supplied by Goview.co.uk from Ordnance Survey mapping. Care has been taken in the preparation of these sales particulars, which are thought to be materially correct, although their accuracy is not guaranteed and they do not form part of any contract.

