

This charming THREE bedroom LINK- DETACHED house offers the perfect combination of space, comfort, and privacy. Located in a highly sought after neighborhood, the property features a spacious separate living room, ideal for family relaxation and entertaining. The closed kitchen is fully equipped with modern appliances and ample storage, making it a great space for cooking and meal preparation.

Upstairs, you'll find three generously sized bedrooms, each offering a peaceful and private retreat. The LOFT ROOM provides additional versatile space, perfect for use as an office, playroom, or extra bedroom to suit your needs. The family bathroom offers both a bath and a shower, and there is a convenient downstairs WC for added practicality.









Outside, the property benefits from a well maintained garden with summer house, offering a private space to unwind plus a private garage and driveway with off street parking for multiple vehicles.

Located in a desirable area with excellent local amenities, schools, and transport links, this home provides the perfect balance of peaceful living and convenience. Don't miss the opportunity to make this lovely house your home!





Property Information

-  PRIVATE REAR GARDEN
-  CLOSE TO GOOD SCHOOLS
-  LOFT ROOM
-  GARAGE & DRIVEWAY PARKING
-  FREEHOLD
-  LINK DETACHED
-  THREE BEDROOMS & TWO BATHROOMS
-  0.4 MILES TO BURNHAM GRAMMAR SCHOOL



x3

Bedrooms



x1

Reception Rooms



x2

Bathrooms



x2

Parking Spaces



Y

Garden



Y

Garage

Transport Links

Nearest stations:

Burnham (1.3 miles)

Taplow (1.9 miles)

Slough (2.7 miles)

The M4 (jct 7) is approximately 3 miles distant, as is the M40 (jct 2) and these in turn provide access to the M25, M3 and Heathrow Airport. British Rail connections to Paddington are available from Burnham and Maidenhead.

Location

Slough offers a good range of shops for day-to-day needs while further more shopping facilities can be found in nearby Maidenhead, Windsor and Beaconsfield. An abundance of sporting facilities in the area including Cliveden Reach which is regarded as one of the most beautiful stretches of the River Thames for boating and fishing. In addition to Nashdom's own parkland there are many attractive walks in the grounds of Cliveden and at Burnham Beeches.

Schools

PRIMARY SCHOOLS:

Lynch Hill School Primary Academy

0.2 miles away State school

Priory School

0.7 miles away State school

Our Lady of Peace Catholic Primary and Nursery School

0.7 miles away State school

Claycots School

0.8 miles away State school

St Peter's Church of England Primary School

0.9 miles away State school

SECONDARY SCHOOLS:

Burnham Grammar School

0.4 miles away State school

Haybrook College

0.6 miles away State school

Al-Madani Independent Grammar School

0.9 miles away Independent school

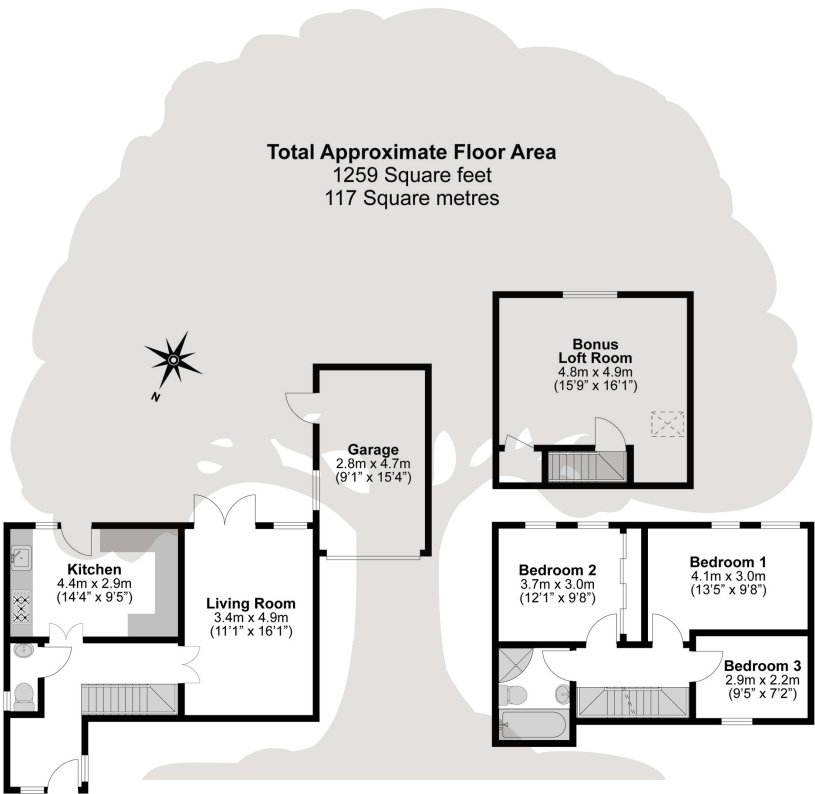
Beechwood School

0.9 miles away State school

Council Tax

Band C

Floor Plan



Illustrations are for identification purposes only,  
measurements are approximate, not to scale.

Prospective purchasers should be aware that these sales particulars are intended as a general guide only and room sizes should not be relied upon for carpets or furnishing. We have not carried out any form of survey nor have we tested any appliance or services, mechanical or electrical. All maps are supplied by Goview.co.uk from Ordnance Survey mapping. Care has been taken in the preparation of these sales particulars, which are thought to be materially correct, although their accuracy is not guaranteed and they do not form part of any contract.

