

This FREEHOLD end of terrace family home is situated within a quiet cul de sac on Bodmin Avenue. This location is popular with families of all ages due to the fantastic local schools all on your doorstep. An excellent blend of Primary Schools such as Claycots School and Grammar Schools such as Herschel School boost the area considerably. Transport links further increase the desirability of the immediate vicinity, Burnham train station (Elizabeth Line) is located only 0.9 miles away and is an easy walk.

The house itself is a perfect first time purchase and long term family home. Internally the property is spread across two floors and provides ample room for the entire family to enjoy. The ground floor accommodation comprises of the well maintained kitchen/breakfast room and bright and spacious family lounge. A downstairs WC completes the ground floor. Upstairs is home to all THREE good sized bedrooms and the full family bathroom.







An integral garage to the front is included and offers considerable storage space in the garage loft as well as parking inside. A Driveway to the front provides even more allocated parking. To the rear there is a private and enclosed garden, the garden mainly comprises of artificial grass and is extremely low maintenance.

VIEWINGS ARE HIGHLY ADVISED for this ideal family home.






Property Information

-  FREEHOLD
-  GARAGE & DRIVEWAY
-  PRIVATE AND ENCLOSED REAR GARDEN
-  0.9 MILES TO BURNHAM STATION  
(ELIZABETH LINE)
-  END OF TERRACE HOME
-  THREE BEDROOMS
-  KITCHEN/BREAKFAST ROOM
-  QUIET CUL DE SAC LOCATION

  
**x3**  
Bedrooms

  
**x2**  
Reception Rooms

  
**x2**  
Bathrooms

  
**x2**  
Parking Spaces

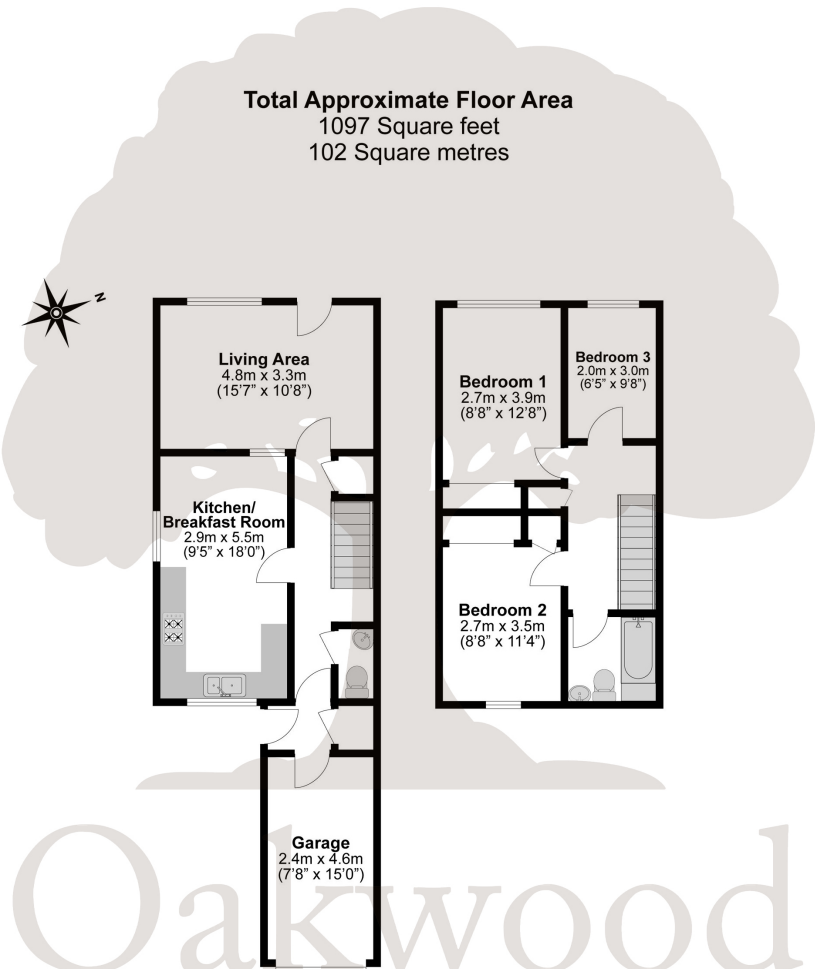
  
**Y**  
Garden

  
**Y**  
Garage

Transport Links

Nearest stations:	St Anthony's Catholic Primary and Nursery School 0.5 miles away State school
Burnham (0.9 miles) Slough (1.9 miles) Taplow (2.4 miles)	Claycots School 0.3 miles away State school
The M4 (jct 7) is approximately 2 miles distant, as is the M40 (jct 2) and these in turn provide access to the M25, M3 and Heathrow Airport. British Rail connections to Paddington are available from Burnham and Maidenhead. A direct trainline to London Waterloo is available from nearby Windsor & Eton Riverside station.	Phoeniz Infant Academy 0.7 miles away State school
<b>Location</b> Burnham offers a good range of shops for day-to-day needs while further more shopping facilities can be found in nearby Maidenhead, Windsor and Beaconsfield. An abundance of sporting facilities in the area including Cliveden Reach which is regarded as one of the most beautiful stretches of the River Thames for boating and fishing. In addition to Nashdom's own parkland there are many attractive walks in the grounds of Cliveden and at Burnham Beeches.	SECONDARY SCHOOLS: Herschel Grammar School 0.9 miles away State school
<b>Schools</b> PRIMARY SCHOOLS: Lynch Hill School Primary Academy 0.6 miles away State school	Baylis Court School 0.8 miles away State school
St Mary's CofE School 0.7 miles away State school	Al-Madani Independent Grammar School 1.1 miles away Independent school
	The Westgate School 1.0 miles away State school
	<b>Council Tax</b> Band C

Floor Plan



Illustrations are for identification purposes only, measurements are approximate, not to scale.

Prospective purchasers should be aware that these sales particulars are intended as a general guide only and room sizes should not be relied upon for carpets or furnishing. We have not carried out any form of survey nor have we tested any appliance or services, mechanical or electrical. All maps are supplied by Goview.co.uk from Ordnance Survey mapping. Care has been taken in the preparation of these sales particulars, which are thought to be materially correct, although their accuracy is not guaranteed and they do not form part of any contract.

