



Located within walking distance of Langley Grammar School and The Langley Academy, this extended four bedroom semi-detached family home occupies a desirable plot just off Langley Road, and is in need of cosmetic modernisation offering an ideal project.


The ground floor comprises 22ft living room overlooking the rear garden, separate 14ft bay-fronted dining room, large kitchen and hallway, and ample storage.

The first floor consists of two double bedrooms and a third single room, the master expanding 11ft with bay window opening to lots of natural light. All bedrooms offer fitted cupboards and additionally there are separate bathroom and WC to the back of the house.











The loft has been converted to provide a fourth 10ft bedroom, additional bonus loft room, and lots of eaves storage.

Externally there is driveway parking for two cars, single garage and a large rear garden enjoying a high degree of privacy, which is mostly laid to lawn with access to a large shed.

The property would make an ideal family home and invites the possibility of a very quick sale through the added benefit of having no onward chain.

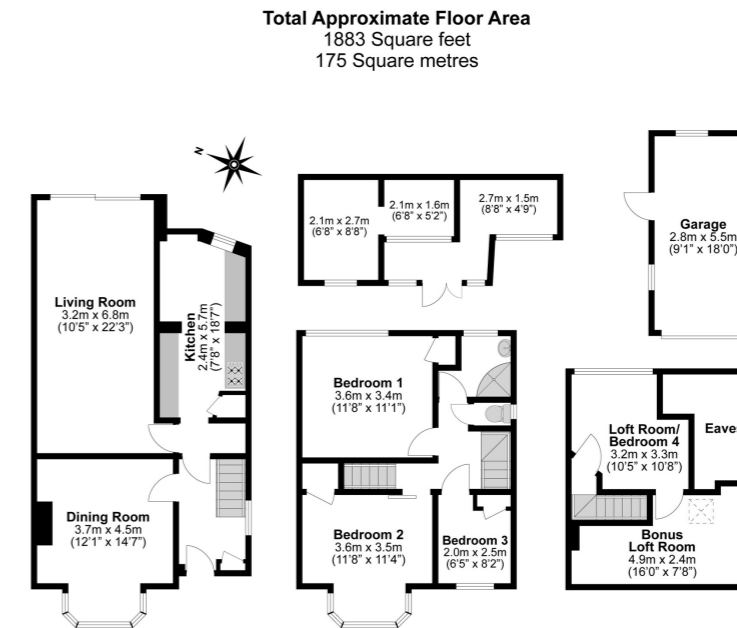


Property Information

-  EXTENDED 4 BEDROOM SEMI-DETACHED HOUSE
-  SEPARATE BAY-FRONTED DINING ROOM
-  WALKING DISTANCE TO LANGLEY GRAMMAR AND LANGLEY ACADEMY
-  LOFT ROOM WITH AMPLE EAVES STORAGE
-  POTENTIAL FOR SIDE EXTENSION (STPP)
-  22FT LIVING ROOM
-  SINGLE GARAGE AND PARKING FOR TWO CARS
-  IN NEED OF COSMETIC REFURBISHMENT
-  SOUGHT-AFTER LOCATION CLOSE TO LANGLEY ROAD
-  NO ONWARD CHAIN

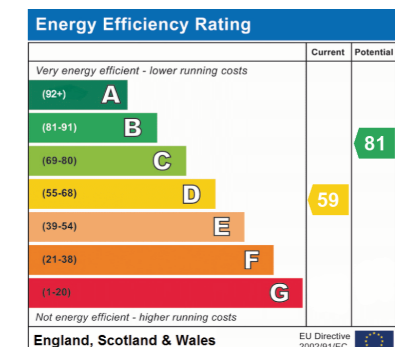
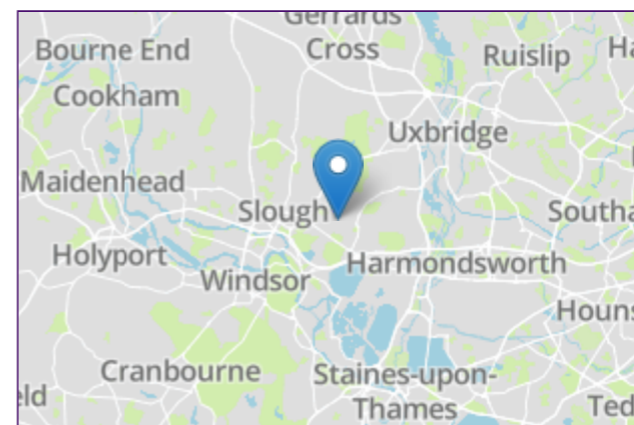
					
x4	x2	x1	x2	Y	Y
Bedrooms	Reception Rooms	Bathrooms	Parking Spaces	Garden	Garage

Floor Plan



Illustrations are for identification purposes only, measurements are approximate, not to scale.

Prospective purchasers should be aware that these sales particulars are intended as a general guide only and room sizes should not be relied upon for carpets or furnishing. We have not carried out any form of survey nor have we tested any appliance or services, mechanical or electrical. All maps are supplied by Goview.co.uk from Ordnance Survey mapping. Care has been taken in the preparation of these sales particulars, which are thought to be materially correct, although their accuracy is not guaranteed and they do not form part of any contract.



Transport Links

Nearest stations:

Langley (0.6 miles)

Slough (1.6 miles)

Datchet (1.9 miles)

Local Schools

PRIMARY SCHOOLS

The Langley Academy Primary

0.2 miles away

Ryvers School

0.3 miles away

Langley Hall Primary Academy

0.5 miles away

Marish Primary School

0.5 miles away

Castleview Primary School

0.7 miles away

SECONDARY SCHOOLS

The Langley Academy

0.2 miles away

Langley Grammar School

0.5 miles away

St Bernard's Catholic Grammar School

0.8 miles away

Ditton Park Academy

0.9 miles away

Upton Court Grammar School

1 mile away

Council Tax

Band E