



7 Firdale Road, Northwich, Cheshire, CW8 4AZ

£675 pcm



A mid-terrace mews style property, located on the popular Firdale Park development. The property has recently been upgraded, featuring a brand new kitchen and is offered in excellent decorative condition throughout. With gas central heating and PVCu double glazing, the accommodation comprises: Entrance hall with built-in cloaks cupboard, good size living room, kitchen breakfast room, first floor landing, two good size bedrooms and a modern bathroom. Externally there is a long front garden, a private rear garden and there is an allocated parking space. Immediately available, restrictions apply.

GROUND FLOOR

ENTRANCE HALL

0.89m x 0.91m (2' 11" x 3' 0")

Built-in cloaks cupboard.

LIVING ROOM

3.66m x 4.90m (12' 0" x 16' 1")

Front aspect. Open tread staircase to first floor.

KITCHEN DINING ROOM

3.66m x 2.44m (12' 0" x 8' 0")

Rear aspect. Newly fitted kitchen. Built-in electric oven, gas hob and extractor fan. Fridge. Washing machine. Breakfast bar. Door to rear.

FIRST FLOOR

LANDING

1.88m x 2.70m (6' 2" x 8' 10")

Built-in cupboard.

BEDROOM 1

3.66m x 2.60m (12' 0" x 8' 6")

Front aspect. Built-in wardrobe.

BEDROOM 2

3.66m x 1.95m (12' 0" x 6' 5")

Rear aspect.

BATHROOM

1.67m x 2.03m (5' 6" x 6' 8")

modern suite, comprising: Panelled bath with shower and screen over. Wash hand basin and WC. Heated towel radiator.

EXTERNAL

GARDENS & PARKING

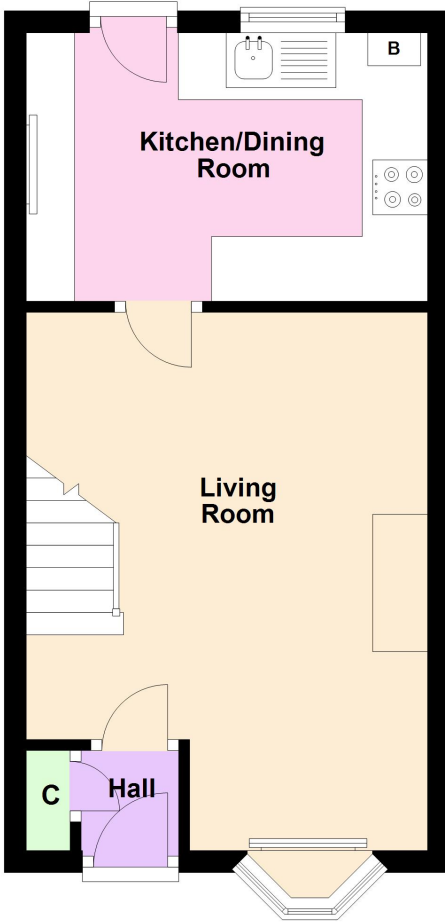
Front and rear gardens. Allocated parking space behind the house.



These particulars, whilst believed to be accurate are set out as a general outline only for guidance and do not constitute any part of an offer or contract. Intending purchasers should not rely on them as statements of representation of fact, but must satisfy themselves by inspection or otherwise as to their accuracy. All measurements quoted are approximate. We are unable to confirm the working order of any fixtures and fittings including appliances that are included in these particulars. No person in this firm's employment has the authority to make or give any representation or warranty in respect of the property.

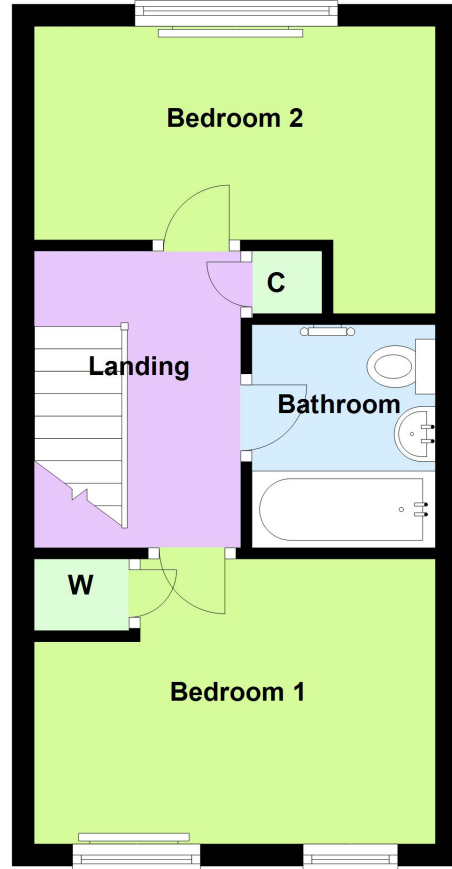
Ground Floor

Approx. 27.3 sq. metres (293.9 sq. feet)



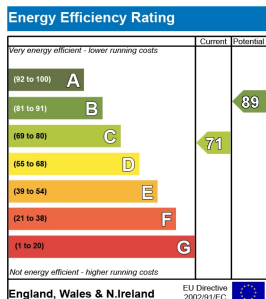
First Floor

Approx. 27.2 sq. metres (293.1 sq. feet)



Total area: approx. 54.5 sq. metres (587.1 sq. feet)

This plan is included as a service to our customers and is intended as a GUIDE TO LAYOUT only. Dimensions are approximate. DO NOT SCALE.



33, The Green, Hartford, Northwich, CW8 1QA

01606 331784

Email: enquiries@westates.co.uk

www.westates.co.uk

