



9 Stukeley Park, Great Stukeley PE28 4AD

£199,995

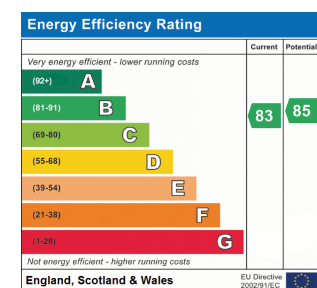
- Delightful 1st floor apartment
- Two Double Bedrooms
- Kitchen/Breakfast Room
- Private Parking
- Beautiful Parkland Setting
- Exclusive Private Development
- No Forward Chain And Immediate Vacant Possession



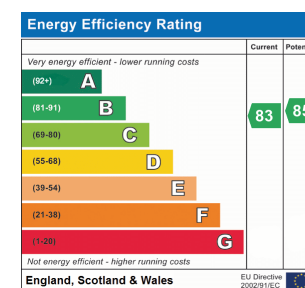
9 Stukeley Park, Great Stukeley PE28 4AD

£199,995

- Delightful 1st floor apartment
- Two Double Bedrooms
- Kitchen/Breakfast Room
- Private Parking
- Beautiful Parkland Setting
- Exclusive Private Development
- No Forward Chain And Immediate Vacant Possession



Peter Lane & PARTNERS
EST 1990



Peter Lane & PARTNERS
EST 1990

Secure Communal Entrance Hall To

Secondary landing with panel door to

Flat Entrance Hall

13' 10" x 6' 7" (4.22m x 2.01m)

Economy 7 storage heater, coving to ceiling, entry telephone system, shelved storage cupboard.

Sitting Room

16' 3" x 11' 7" (4.95m x 3.53m)

UPVC triple glazed windows to garden aspect enjoying stunning views over open parkland, central decorative fireplace with moulded timber surround and electric fire point, dimmer switch, TV point, telephone point, wall light points, Economy 7 storage heater, cornicing to ceiling, decorative wall panels.

Kitchen/Breakfast Room

13' 9" x 9' 1" (4.19m x 2.77m)

Triple glazed window to front aspect with window seating, fitted in a traditional range of base and wall mounted units with work surfaces and tiling, single drainer one and a half bowl resin sink unit with mixer tap, appliance spaces, drawer units, pan drawers, integral ceramic hob with bridging unit and extractor above, integral double electric oven, further appliance spaces, slimline electric panel heater, coving to ceiling.

Family Bathroom

8' 2" x 7' 10" (2.49m x 2.39m)

Fitted in a three piece suite comprising corner bath with folding shower screen and independent shower unit fitted over, pedestal wash hand basin with mixer tap, Dimplex wall heater, low level WC, full ceramic tiling, heated towel rail.

Bedroom 1

14' 8" x 11' 7" (4.47m x 3.53m)

Twin UPVC windows to rear aspect, double wardrobe with hanging and shelving, slimline electric panel heater.

Bedroom 2

10' 10" x 9' 4" (3.30m x 2.84m)

Slimline electric panel heater, UPVC triple glazed window to rear aspect, coving to ceiling.

Outside

Formal gardens arranged as parkland surround the development and extend to several acres. There are expansive lawns with mature and ornamental trees, ornamental pond and water feature and the most beautiful open views to the rear. There is private parking provision and visitor parking.The grounds are meticulously maintained within the cost of the annual service charge.

Buyers Information

To conform with government Money Laundering Regulations 2019, we are required to confirm the identity of all prospective buyers. We use the services of a third party, DezRez Legal, who will contact you directly. They will need the full name, date of birth and current address of all buyers. There is a nominal charge payable direct to DezRez Legal. Please note that we are unable to issue a Memorandum of Agreed Sale until the checks are complete.

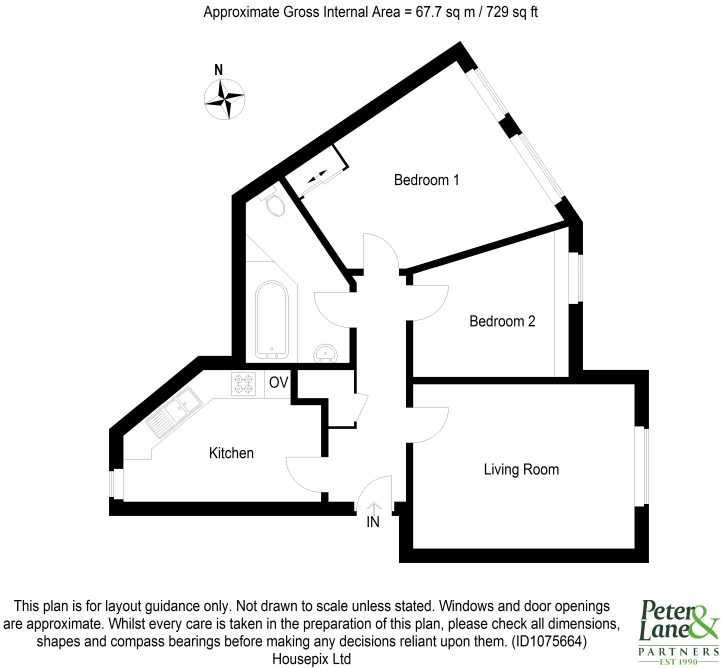
Tenure

Leasehold

999 year lease with 950 years remaining

Service Charge - £2,800 per year - paid monthly

Council Tax Band - B



Huntingdon 60 High Street Huntingdon 01480 414800	Kimbolton 24 High Street Kimbolton 01480 860400	St Neots 32 Market Square St.Neots 01480 406400	Mayfair Office Cashel House 15 Thayer St, London 0870 1127099
Peter Lane & Partners, for themselves as agents for the Vendors or Lessors of this property give notice that these particulars are produced in good faith and are to act purely as a guide to the property and therefore do not constitute any part of any contract. Peter Lane & Partners or any employee therefore do not have the authority to make or give any warranties, guarantees or representation whatsoever in relation to this property.			

Secure Communal Entrance Hall To

Secondary landing with panel door to

Flat Entrance Hall

13' 10" x 6' 7" (4.22m x 2.01m)

Economy 7 storage heater, coving to ceiling, entry telephone system, shelved storage cupboard.

Sitting Room

16' 3" x 11' 7" (4.95m x 3.53m)

UPVC triple glazed windows to garden aspect enjoying stunning views over open parkland, central decorative fireplace with moulded timber surround and electric fire point, dimmer switch, TV point, telephone point, wall light points, Economy 7 storage heater, cornicing to ceiling, decorative wall panels.

Kitchen/Breakfast Room

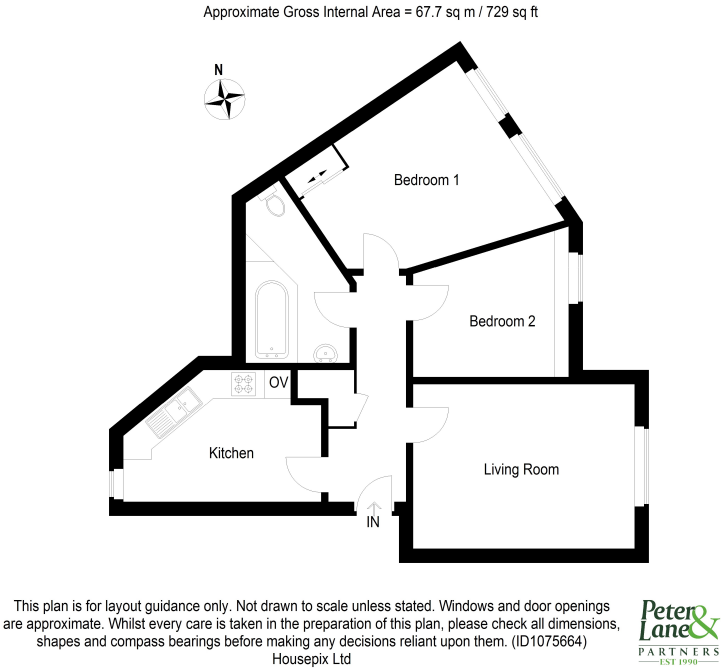
13' 9" x 9' 1" (4.19m x 2.77m)

Triple glazed window to front aspect with window seating, fitted in a traditional range of base and wall mounted units with work surfaces and tiling, single drainer one and a half bowl resin sink unit with mixer tap, appliance spaces, drawer units, pan drawers, integral ceramic hob with bridging unit and extractor above, integral double electric oven, further appliance spaces, slimline electric panel heater, coving to ceiling.

Family Bathroom

8' 2" x 7' 10" (2.49m x 2.39m)

Fitted in a three piece suite comprising corner bath with folding shower screen and independent shower unit fitted over, pedestal wash hand basin with mixer tap, Dimplex wall heater, low level WC, full ceramic tiling, heated towel rail.



Huntingdon 60 High Street Huntingdon 01480 414800	Kimbolton 24 High Street Kimbolton 01480 860400	St Neots 32 Market Square St.Neots 01480 406400	Mayfair Office Cashel House 15 Thayer St, London 0870 1127099
Peter Lane & Partners, for themselves as agents for the Vendors or Lessors of this property give notice that these particulars are produced in good faith and are to act purely as a guide to the property and therefore do not constitute any part of any contract. Peter Lane & Partners or any employee therefore do not have the authority to make or give any warranties, guarantees or representation whatsoever in relation to this property.			

Bedroom 1

14' 8" x 11' 7" (4.47m x 3.53m)

Twin UPVC windows to rear aspect, double wardrobe with hanging and shelving, slimline electric panel heater.

Bedroom 2

10' 10" x 9' 4" (3.30m x 2.84m)

Slimline electric panel heater, UPVC triple glazed window to rear aspect, coving to ceiling.

Outside

Formal gardens arranged as parkland surround the development and extend to several acres. There are expansive lawns with mature and ornamental trees, ornamental pond and water feature and the most beautiful open views to the rear. There is private parking provision and visitor parking.The grounds are meticulously maintained within the cost of the annual service charge.

Buyers Information

To conform with government Money Laundering Regulations 2019, we are required to confirm the identity of all prospective buyers. We use the services of a third party, DezRez Legal, who will contact you directly. They will need the full name, date of birth and current address of all buyers. There is a nominal charge payable direct to DezRez Legal. Please note that we are unable to issue a Memorandum of Agreed Sale until the checks are complete.

Tenure

Leasehold

999 year lease with 950 years remaining

Service Charge - £2,800 per year - paid monthly

Council Tax Band - B