



Per Annum

£20,000

Freehold

THE OLD DAIRY, LOWER ROWE, HOLT, WIMBORNE, DORSET
BH21 7DZ



- ◆ **RURAL LOCATION**
- ◆ **MULTIPLE TYPES OF USE**
- ◆ **LANDLORD HAPPY TO ALLOW SUBLETTING**
- ◆ **STORAGE SPACE APPROACHING 1900SQFT**

A unique and rare opportunity to lease a detached single storey building currently divided into several storage units totalling 1900 Sq ft and with scope to be converted into office spaces to suit the tenant and benefiting from an abundance of off road parking as well as the ability to sublet. Flexible terms are available to allow a prospective tenant scope to develop the space to suit their use.

Location

Wimborne is a vibrant and thriving market town in East Dorset with a comprehensive mix of shopping facilities, restaurants, and attractions to appeal to everyone. Easily accessed by car from all directions via the A31, A35 and B3081 Wimborne has great public transport links to Bournemouth, Poole and surrounding areas including a comprehensive network of bus routes. Wimborne is immersed in a varied history, preserved and on-show in the c.705 AD Minster Church of Cuthburga with its chained library which is one of only four world-wide. The beautiful twin towers of the Minster provide an elegant backdrop to the town's historic architecture and alongside The Priest's House Museum & Gardens, Wimborne Model Town and the 1930's Art Deco Tivoli theatre, combine to make Wimborne a popular tourist attraction. Wimborne is well served by an excellent range of services for residents including doctors, a local hospital, a pyramid of sought-after schools and strong health and social care. Leisure facilities are well catered for and the town is within easy access to the county's areas of outstanding natural beauty offering miles of bridleways, footpaths and coastal routes to explore.

Size: 2045 sq ft (189.9 sq m)

Heating: None

Glazing: None

Parking: Driveway for several vehicles

Main Services: Electric, water

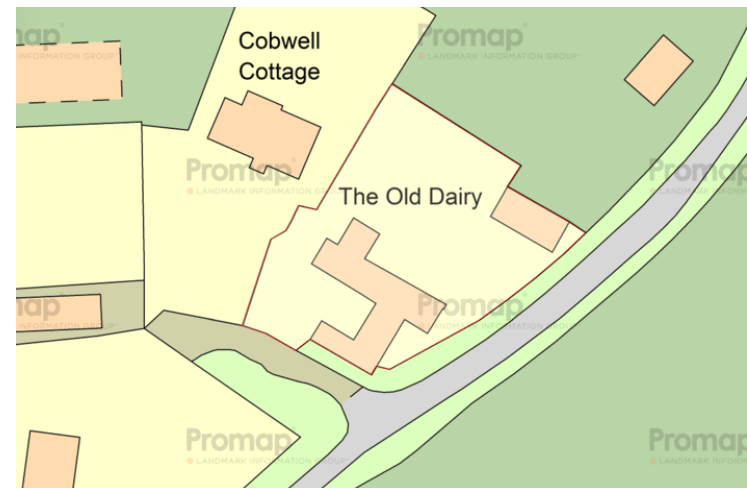
Local Authority: Dorset

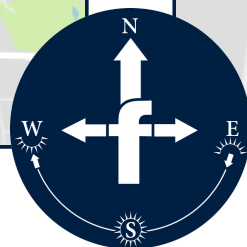
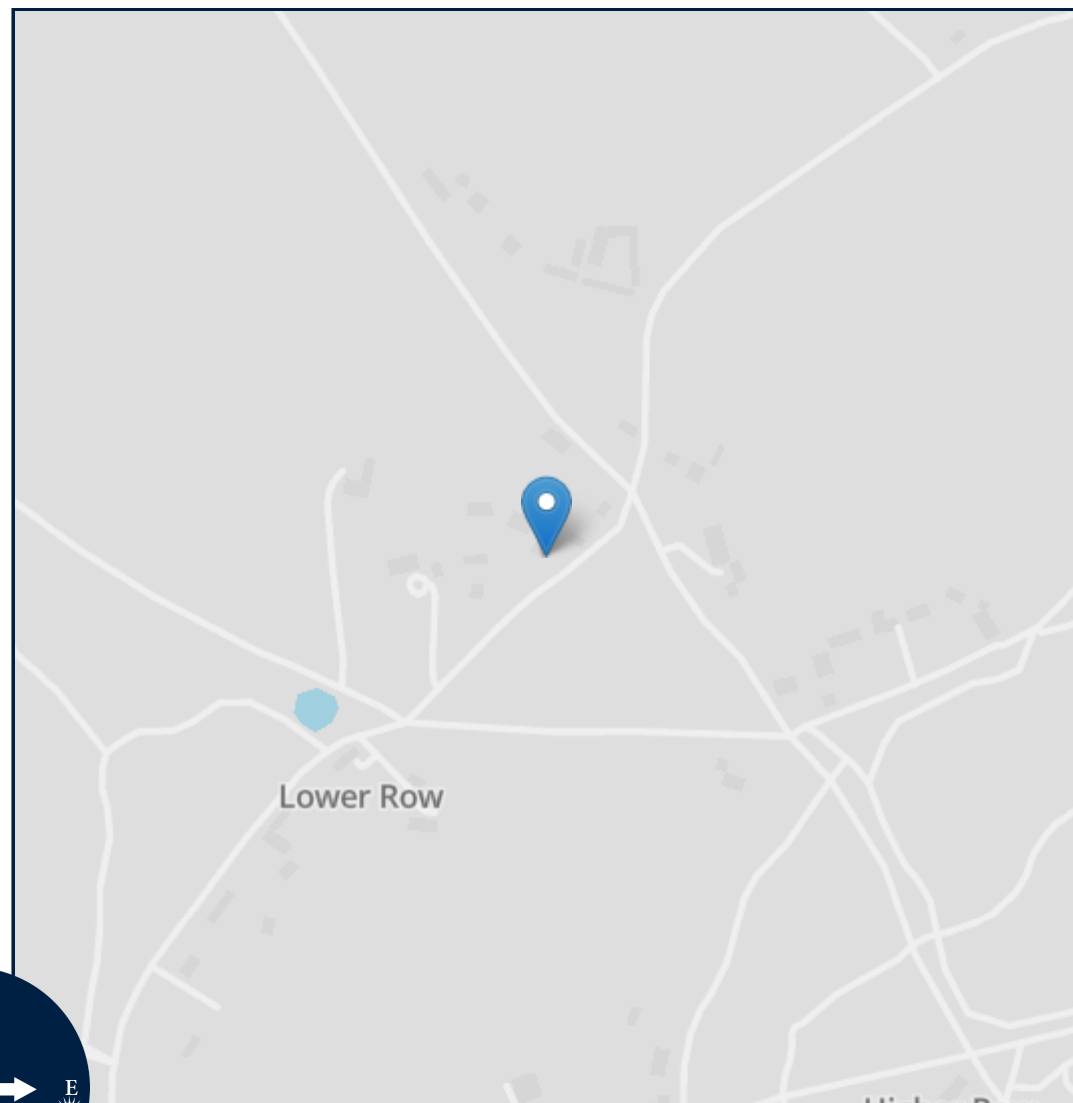
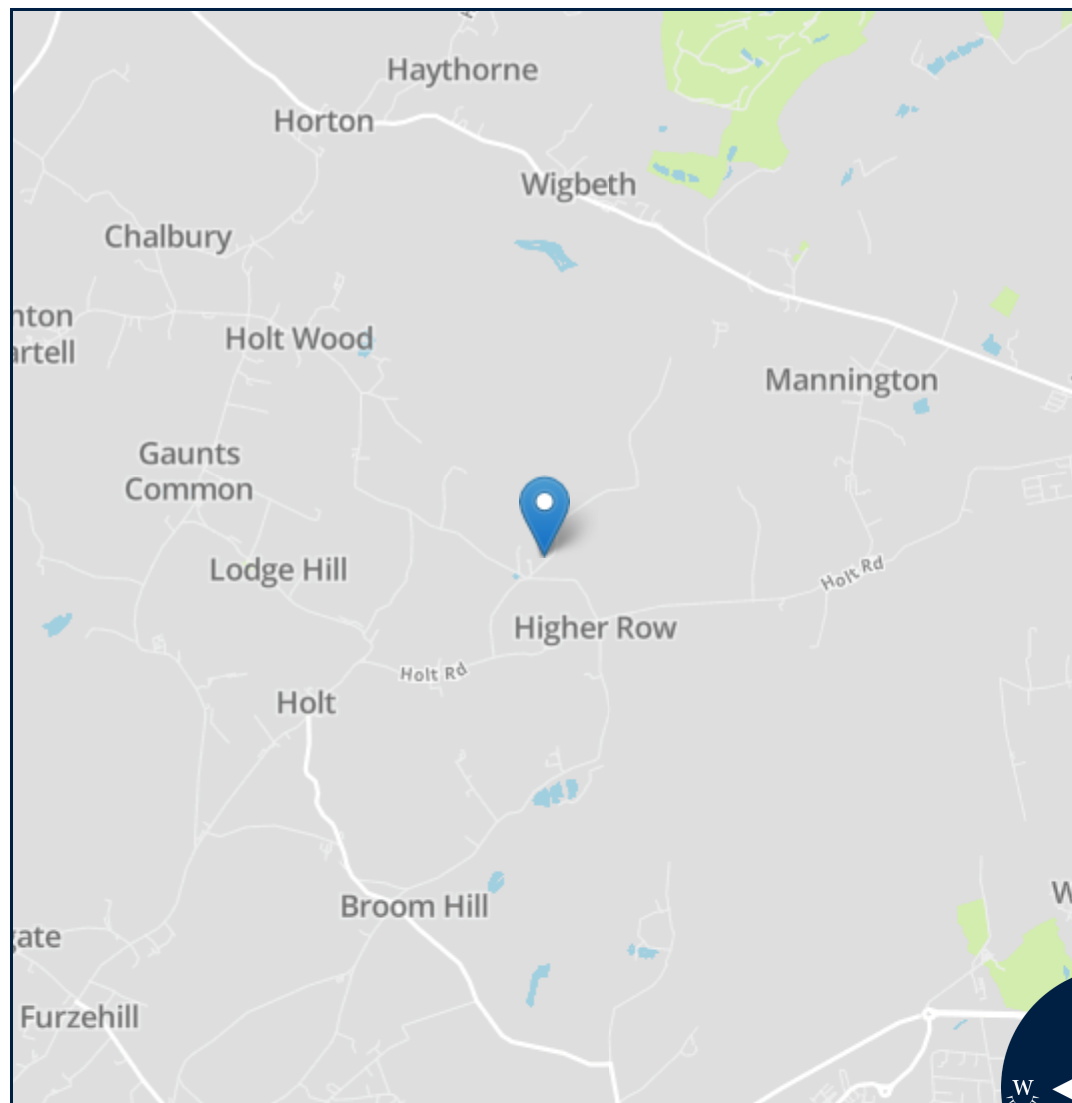


GROUND FLOOR
2045 sq.ft. (189.9 sq.m.) approx.



TOTAL FLOOR AREA : 2045 sq.ft. (189.9 sq.m.) approx.
Measurements are approximate. Not to scale. Illustrative purposes only
Made with Metropix ©2024





Important notice: Fisks Estate Agents, their clients and any joint agents give notice that 1: They are not authorised to make or give any representations or warranties in relation to the property either here or elsewhere, either on their own behalf or on behalf of their client or otherwise. They assume no responsibility for any statement that may be made in these particulars. These particulars do not form part of any offer or contract and must not be relied upon as statements or representations of fact. 2: Any areas, measurements or distances are approximate. The text, photographs and plans are for guidance only and are not necessarily comprehensive. It should not be assumed that the property has all necessary planning, building regulation or other consents and Fisks Estate Agents have not tested any services, equipment or facilities. Purchasers must satisfy themselves by inspection or otherwise.



12 East Street, Wimborne,
Dorset, BH21 1DS
www.fisksestateagents.co.uk

01202 880000