



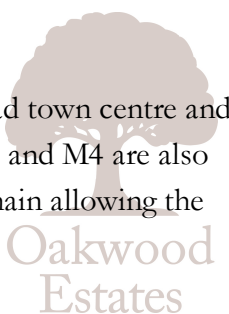
This attractive detached property is ideally positioned in a quiet, residential area known for its friendly community and proximity to green spaces, highly regarded schools, and excellent commuter connections. The home offers a well-balanced layout with generous living space and modern upgrades, perfect for modern family living.

The ground floor features a bright and welcoming entrance hallway, a recently updated kitchen with contemporary fittings and integrated appliances, and a stylish family bathroom. It also benefits from a bright and airy reception room and a large dining room. A conservatory has been thoughtfully added to the rear, providing extra space for relaxing or entertaining, with lovely views over the garden.

Upstairs, there are four well-proportioned bedrooms, offering flexibility for families, guests, or home working. The interior is finished in a clean, modern style, allowing buyers to move straight in and enjoy.








Outside, the property benefits from a private rear garden, ideal for children or outdoor dining and a driveway at the front provides off-street parking for 2–3 vehicles.

Springfield Park is a popular and well-connected location, just a short drive or walk to Maidenhead town centre and train station, with fast services to London via the Elizabeth Line. Local road links via the A404 and M4 are also close by, making this a convenient base for commuters. This property comes with no onward chain allowing the possibility of a quick sale.






Property Information

-  NO ONWARD CHAIN
-  4 BEDROOM DETACHED HOUSE
-  2 RECEPTION ROOMS
-  INTEGRAL GARAGE
-  DRIVE WAY PARKING
-  MODERN & RECENTLY RENOVATED
-  HOLYPORT COLLEGE CATCHMENT

  
**x4**  
Bedrooms

  
**x2**  
Reception Rooms

  
**x1**  
Bathrooms

  
**x2**  
Parking Spaces

  
**Y**  
Garden

  
**Y**  
Garage

**Location**  
This property is conveniently located in the village of Holyport within easy reach of Maidenhead Town Centre and the Crossrail Railway station providing fast links into London Paddington (fast trains approx. 20 minutes).. For the commuter by car, junction 8/9 of the M4 via the A404(M) or A308(M) are within easy reach - providing access to the M25, Heathrow Airport, London and the West Country.

**Schools And Leisure**  
The surrounding area provides excellent schooling for children of all ages both in the private and state sector. There are numerous sports clubs including tennis, rugby, rowing and football, various fitness centres and racing at Ascot and Windsor. The River Thames can also be accessed at Maidenhead, which is within easy reach. The local area has many walking trails, including the routes through the village into Fifeild and beyond. Nearby amenities include the newly opened Braywick Leisure Centre, a multiplex cinema, shops and restaurants.

**Council Tax**  
Band E

Floor Plan

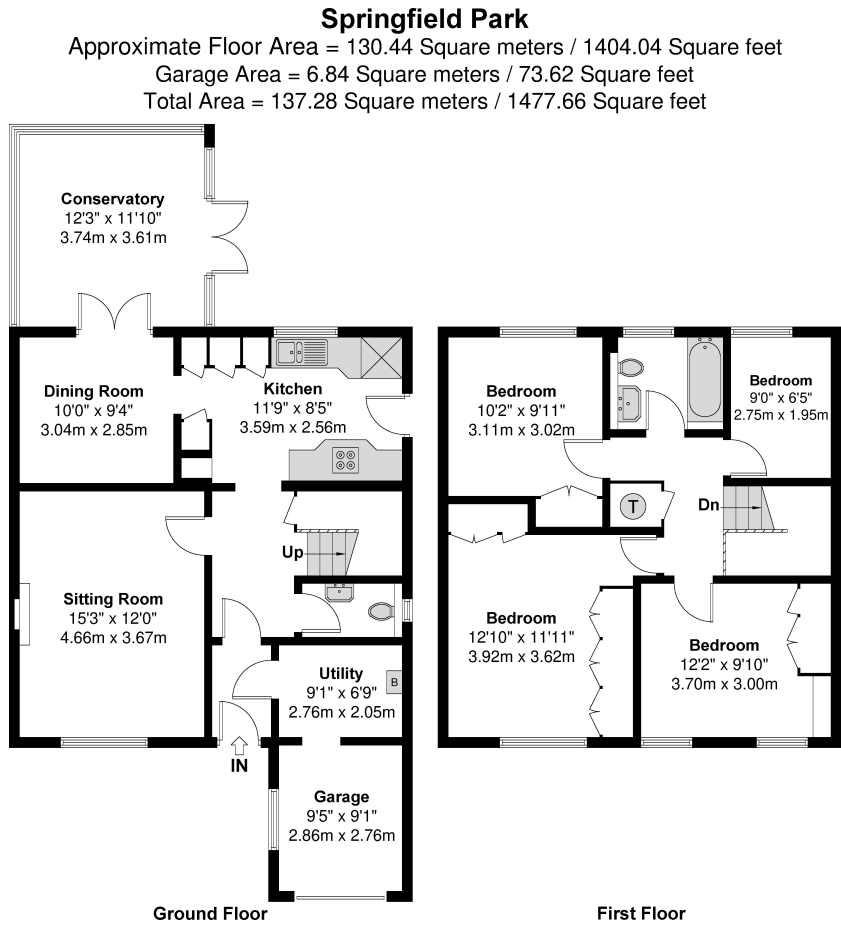


Illustration for identification purposes only, measurements are approximate, not to scale.

Prospective purchasers should be aware that these sales particulars are intended as a general guide only and room sizes should not be relied upon for carpets or furnishing. We have not carried out any form of survey nor have we tested any appliance or services, mechanical or electrical. All maps are supplied by Goview.co.uk from Ordnance Survey mapping. Care has been taken in the preparation of these sales particulars, which are thought to be materially correct, although their accuracy is not guaranteed and they do not form part of any contract.

