



- Two Double Bedrooms
- Detached Bungalow
- Conservatory
- Kitchen
- Garage & Off Road Parking
- Front & Rear Garden
- Offered For Sale With No Onward Chain
- Gas Central Heating
- Double Glazing

3 Feedhams Close, Wivenhoe, Colchester, Essex. CO7 9HZ.

Positioned on a generous plot this two bedroom detached bungalow is offered for sale with no onward chain. Situated in a cul-de-sac within easy reach to Wivenhoe Train Station and Waterfront. This bungalow offers spacious accommodation. Highlights include two bedrooms, ample off road parking, open plan living room, kitchen, conservatory over looking the rear garden, garage and off road parking. To fully appreciate the space on offer an early viewing is highly advised.



Property Details.

Living Accommodation

Entrance Hall

UPVC front door, radiator, storage cupboard and airing cupboard.

Living Room



18' 11" x 8' 11" (5.77m x 2.72m) turning to 18' 11" x 11' 06" (5.77m x 3.51m) Double glazed window to rear and patio doors, two radiators, two wall lights and ceiling light.

Kitchen



11' 11" x 7' 05" (3.63m x 2.26m) Double glazed window to side, UPVC side door, range of wall and base units, laminate worktop, tiled splash back, stainless steel sink, gas hob, oven, over head fan, space for fridge/freezer and dish washer.

Conservatory



16' 06" x 9' 10" (5.03m x 3.00m) Double glazed windows to rear and side, French doors and radiator.

Bedroom



15' 10" x 10' 02" (4.83m x 3.10m) Double glazed window to front, radiator.

Property Details.

Bedroom



15' 08" x 8' 04" (4.78m x 2.54m) Double glazed window to front, radiator.

Bathroom



UPVC window to side, low level WC, pedestal wash hand basin, panelled bath, radiator and part tiled walls.

Outside

Garage & Off Road Parking

Ample off road parking via the driveway, garage with electric door.

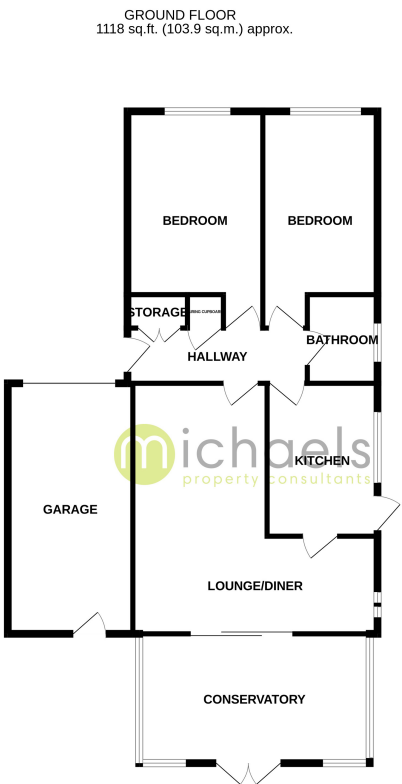
Front & Rear Gardens



A generous frontage laid to lawn. The rear garden includes patio, lawn, green house, garden shed with power and light also a workshop, the garden is retained by mature shrubs, hedging and fencing.

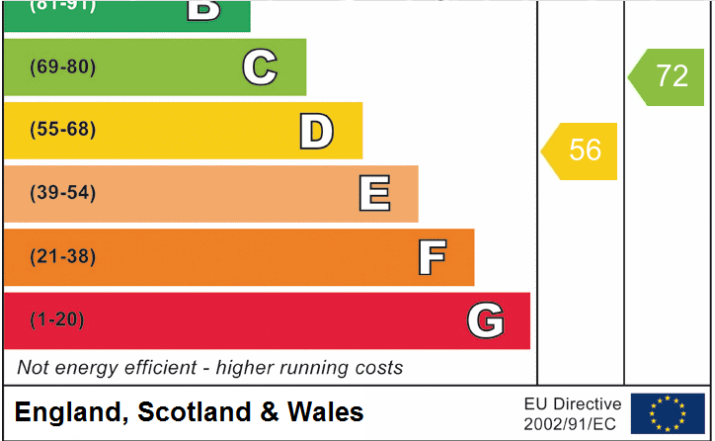
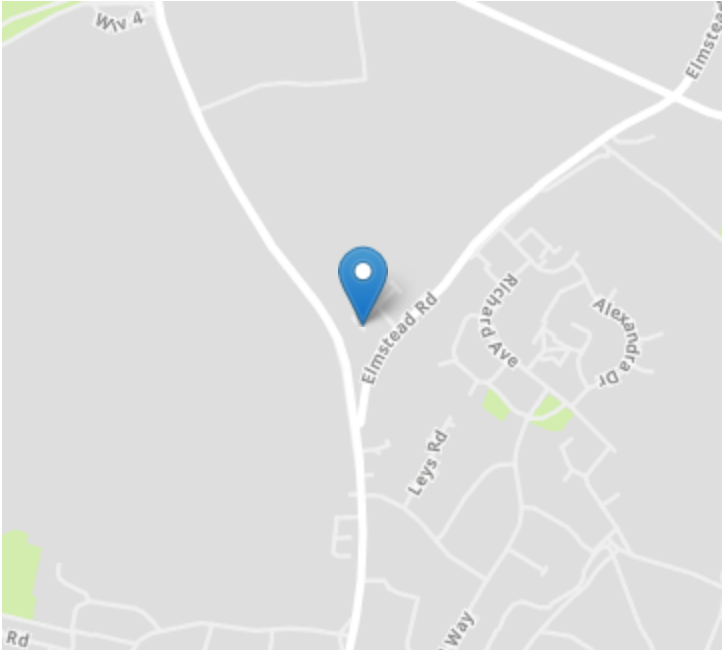
Property Details.

Floorplans



TOTAL FLOOR AREA: 1118 sq.ft. (103.9 sq.m.) approx.
Whilst every attempt has been made to ensure the accuracy of the floorplan contained here, measurements of doors, windows, rooms and any other items are approximate and no responsibility is taken for any error, omission or misstatement. This plan is for illustrative purposes only and should be used as such by any prospective purchaser. The services, systems and appliances shown have not been tested and no guarantee as to their operability or efficiency can be given.
Made with Metrepro G2023

Location



We have not carried out a structural survey and the services, appliances and specific fittings have not been tested. All photographs, measurements, floor plans and distances referred to are given as a guide only and should not be relied upon for the purchase of carpets or any other fixtures or fittings. Gardens, roof terraces, balconies and communal gardens as well as tenure and lease details cannot have their accuracy guaranteed for intending purchasers. Lease details, service ground rent (where applicable) are given as a guide only and should be checked and confirmed by your solicitor prior to exchange of contracts.