

Asking Price

£194,950

Leasehold

VICTORIA PLACE, WIMBORNE, DORSET BH21 1YE



- ◆ **POPULAR RESIDENTIAL LOCATION**
- ◆ **AGE EXCLUSIVE ACCOMMODATION**
- ◆ **TWO BEDROOMS**
- ◆ **SOLE AGENTS**

A first floor, two bedroom, purpose-built apartment within this popular age restricted development and boasting a purpose-built conservatory, as well as its own private entrance

Property Description

Victoria Place is located on the outskirts of Wimborne Town Centre and comprises 47 purpose built apartments and a bungalow, specially catering to the over 55's fraternity. This particular property is ideally positioned for level access of Wimborne Town Centre, which offers a selection of local amenities, doctors surgeries and cafes.

This home benefits from a private entrance, entrance hall, well-proportioned living room with a separate kitchen that offers a selection of base and eye level units and views over the communal rear gardens. There are two bedrooms at the front of the home, both of which are serviced by the bathroom.

Garden and Grounds

There are a variety of communal garden spaces which surround a communal gardening club, of which residents can join in with at their leisure. Furthermore, there are two parking areas with casual parking facilities for residents on a first come first served basis.

Location

Wimborne is a vibrant and thriving market town in East Dorset with a comprehensive mix of shopping facilities, restaurants, and attractions to appeal to everyone. Easily accessed by car from all directions via the A31, A35 and B3081 Wimborne has great public transport links to Bournemouth, Poole and surrounding areas including a comprehensive network of bus routes. Wimborne is immersed in a varied history, preserved and on-show in the c.705 AD Minster Church of Cuthburga with its chained library which is one of only four world-wide. The beautiful twin towers of the Minster provide an elegant backdrop to the town's historic architecture and alongside The Priest's House Museum & Gardens, Wimborne Model Town and the 1930's Art Deco Tivoli theatre, combine to make Wimborne a popular tourist attraction. Wimborne is well served by an excellent range of services for residents including doctors, a local hospital, a pyramid of sought-after schools and strong health and social care. Leisure facilities are well catered for and the town is within easy access to the county's areas of outstanding natural beauty offering miles of bridleways, footpaths and coastal routes to explore.

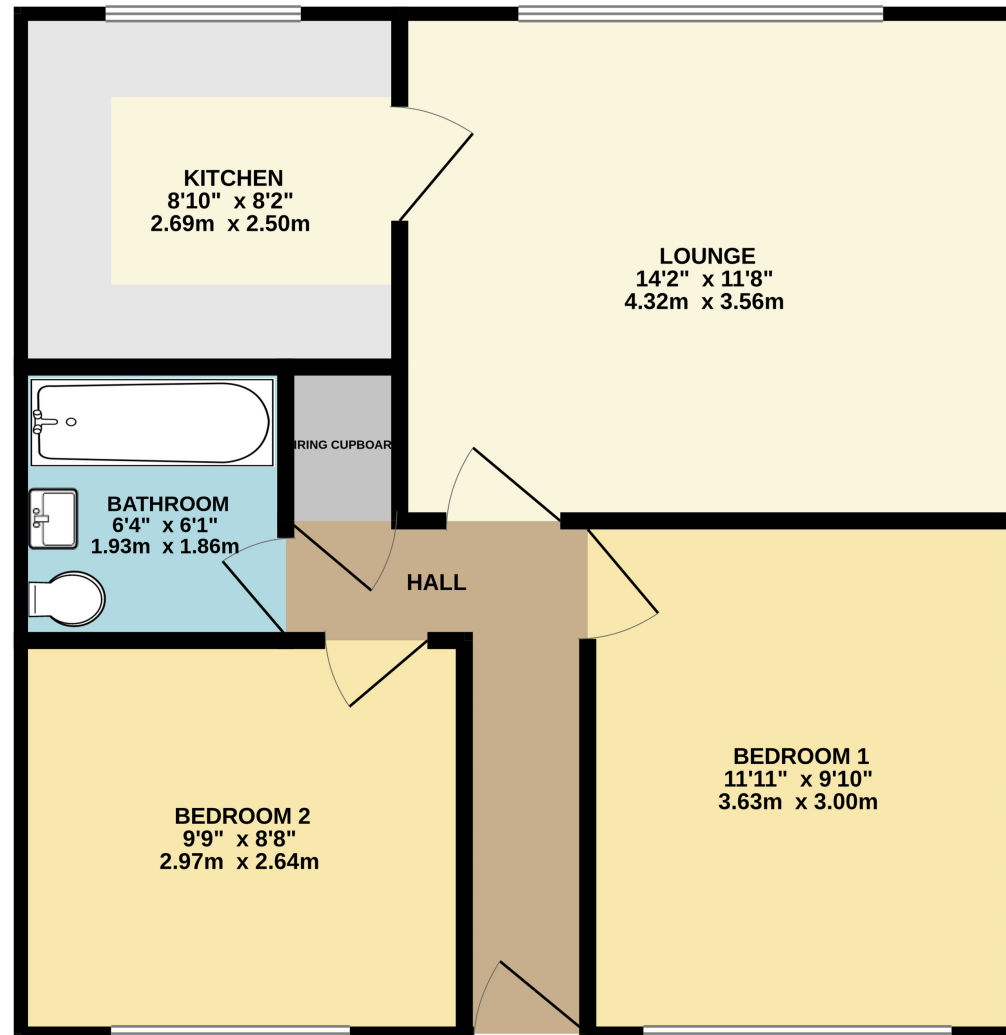
Size: Approx 538 sq ft (50 sq m)
 Heating: Electric heating
 Glazing: Double glazing
 Parking: Residents parking available on a first come first serve basis
 Garden: Communal gardens
 Main Services: electric, water, drains
 Local Authority: Dorset Council
 Council Tax Band: Band B
 Additional Information:

For information on broadband and mobile signal, please refer to the Ofcom website.

For information relating to flood risk, please refer to gov.uk

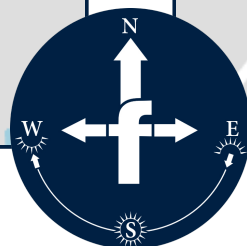
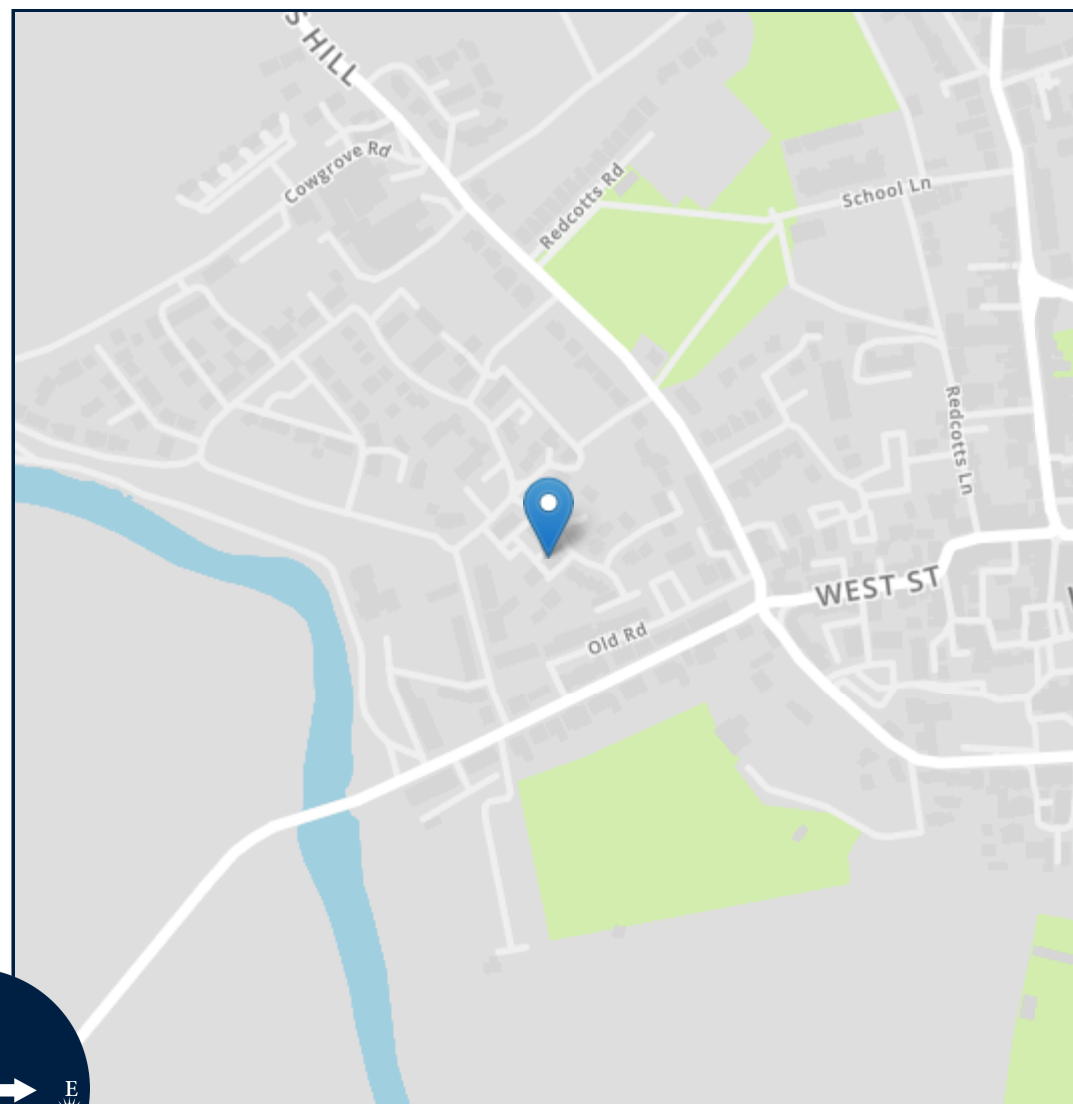
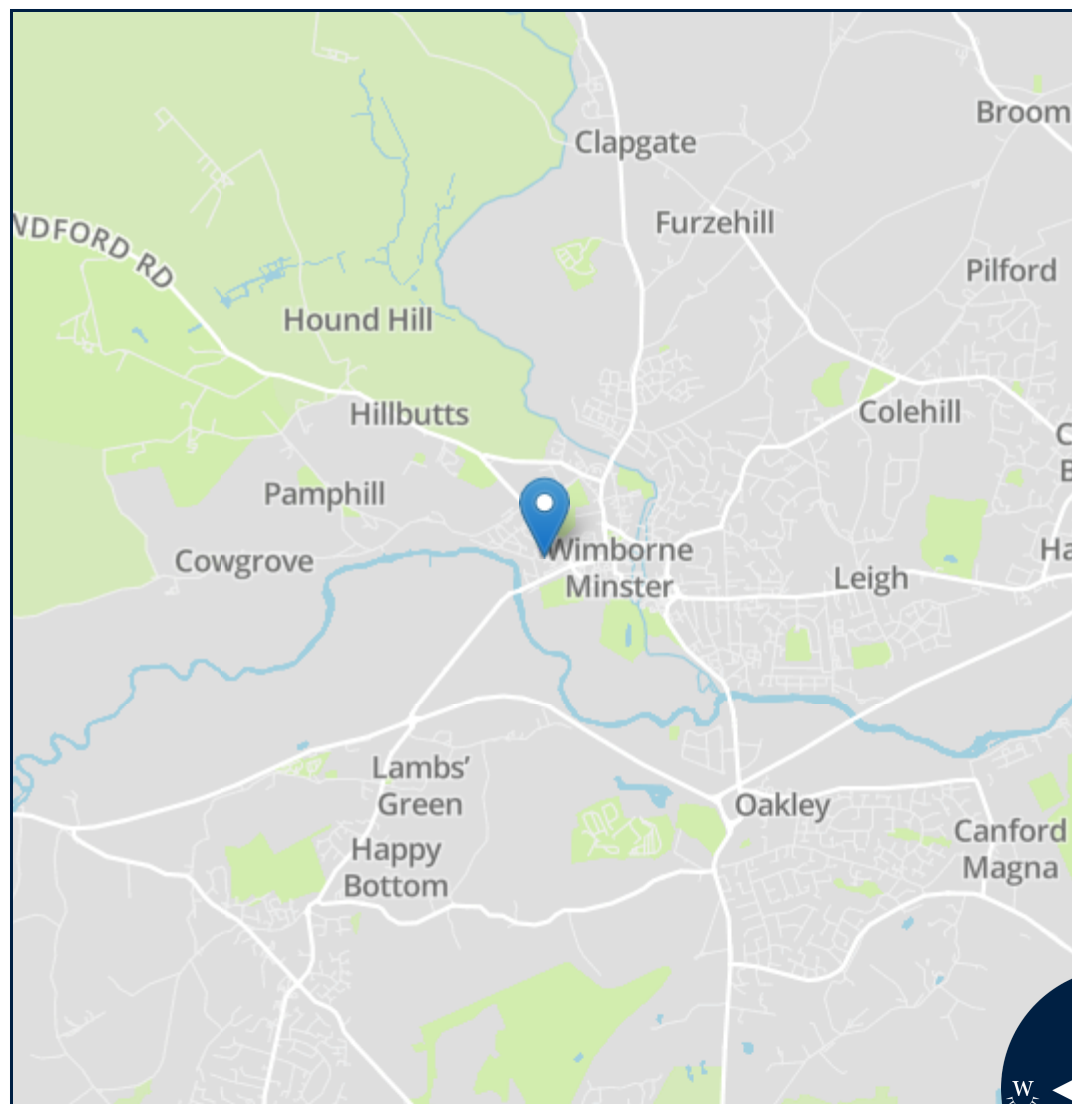


GROUND FLOOR
538 sq.ft. (50.0 sq.m.) approx.



TOTAL FLOOR AREA : 538 sq.ft. (50.0 sq.m.) approx.
Measurements are approximate. Not to scale. Illustrative purposes only
Made with Metropix ©2025





Important notice: Fisks Estate Agents, their clients and any joint agents give notice that 1: They are not authorised to make or give any representations or warranties in relation to the property either here or elsewhere, either on their own behalf or on behalf of their client or otherwise. They assume no responsibility for any statement that may be made in these particulars. These particulars do not form part of any offer or contract and must not be relied upon as statements or representations of fact. 2: Any areas, measurements or distances are approximate. The text, photographs and plans are for guidance only and are not necessarily comprehensive. It should not be assumed that the property has all necessary planning, building regulation or other consents and Fisks Estate Agents have not tested any services, equipment or facilities. Purchasers must satisfy themselves by inspection or otherwise.



**12 East Street, Wimborne,
Dorset, BH21 1DS**
www.fisksestateagents.co.uk
01202 880000