



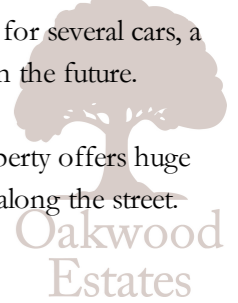
This exceptional long term family home is situated in a highly sought after residential area located a short distance from Burnham Village. The fantastic local school catchments make this area popular with families of all ages, schools such as Burnham Grammar School & Lynch Hill Academy are located less than a mile away and easily accessible. All local amenities can be found at the nearby Burnham Village High Street and exceptional transport links are provided via Burnham train station (Elizabeth Line) and M4 & M40 motorway links.











The home itself is immersed in the beautiful local countryside and is only a short distance from stunning nature reserves such as Burnham Beeches and Cliveden. Internally the accommodation is spread across two floors ensuring that space is used to its full potential. On the ground floor there is a large 19FT living room, kitchen/breakfast room, TWO large double bedrooms and a full downstairs bathroom. Large windows throughout the ground floor completely flood the property in natural light providing that homely feel. Upstairs there are TWO further spacious double bedrooms with ample storage and a second bathroom. Ample space is the common theme throughout and the plot also offers the option to further extend in the future stpp.

To the rear is a huge plot which allows for plenty of room for the entire family to use all year round. Side access to the rear garden is offered either side of the main building. To the front there is a garage and driveway parking for several cars, a private front garden is also included allowing the option for further private parking to be made in the future.

The home is sold with NO ONWARD CHAIN and is ready to move at your desired pace. The property offers huge potential to extend stpp and improve in the future as can be seen by many of the direct neighbours along the street.



Property Information

-  DETACHED
-  FOUR BEDROOMS
-  LARGE REAR GARDEN
-  0.8 MILES TO BURNHAM GRAMMAR SCHOOL
-  NO ONWARD CHAIN
-  GARAGE AND DRIVEWAY PARKING
-  POTENTIAL TO EXTEND (STPP)
-  HIGHLY SOUGHT AFTER LOCATION

					
x4	x1	x1	x3	Y	Y
Bedrooms	Reception Rooms	Bathrooms	Parking Spaces	Garden	Garage

Transport Links

Nearest stations:
 Burnham (1.0 mi)
 Taplow (2.2 mi)
 Maidenhead (2.6 mi)

Road links are accessible via the A404(M), M40 and M4 motorway. Regular train services run from both Burnham and Taplow to Reading (15 minutes) and London Paddington (25 minutes), both of these stations are on the Elizabeth Line. A direct trainline to London Waterloo can also be found from Windsor & Eton Riverside

Location

Located in a sought after area close to Burnham Village, is this outstanding detached family home. The property is set on a large plot and is within a short distance of Burnham Beeches and Burnham Beeches golf course. Burnham High Street is around a mile away and the property is within catchment for Burnham Grammar School.

Burnham offers a good range of shops for day-to-day needs while further more extensive shopping facilities can be found in nearby Maidenhead, Windsor and Beaconsfield. There are an abundance of sporting facilities in the area including Cliveden Reach which is regarded as one of the most beautiful stretches of the River Thames for boating and fishing. Other leisure pursuits include golf at Burnham Beeches and Stoke Park, and horse racing at Ascot and Windsor. In addition there are many attractive walks in the grounds of Cliveden, Windsor Great Park and Burnham Beeches. British Rail services, are available from Burnham to Paddington/Reading and from Beaconsfield to Marylebone. The Elizabeth Line services operate from Burnham making central London 35 minutes away. Access to the motorway

network (M40, M4 and M25) are all within easy distance, with London Heathrow Airport less than 12 miles away.

Schools

PRIMARY SCHOOLS:

Claycots School
 0.3 miles away State school

Lynch Hill School
 0.3 Miles away State school

St Anthony's Catholic Primary School
 0.5 miles away State school

St Mary's Farnham Royal CofE Primary School
 0.8 miles away State school

SECONDARY SCHOOLS:
 Beechwood School
 0.6 miles away State school

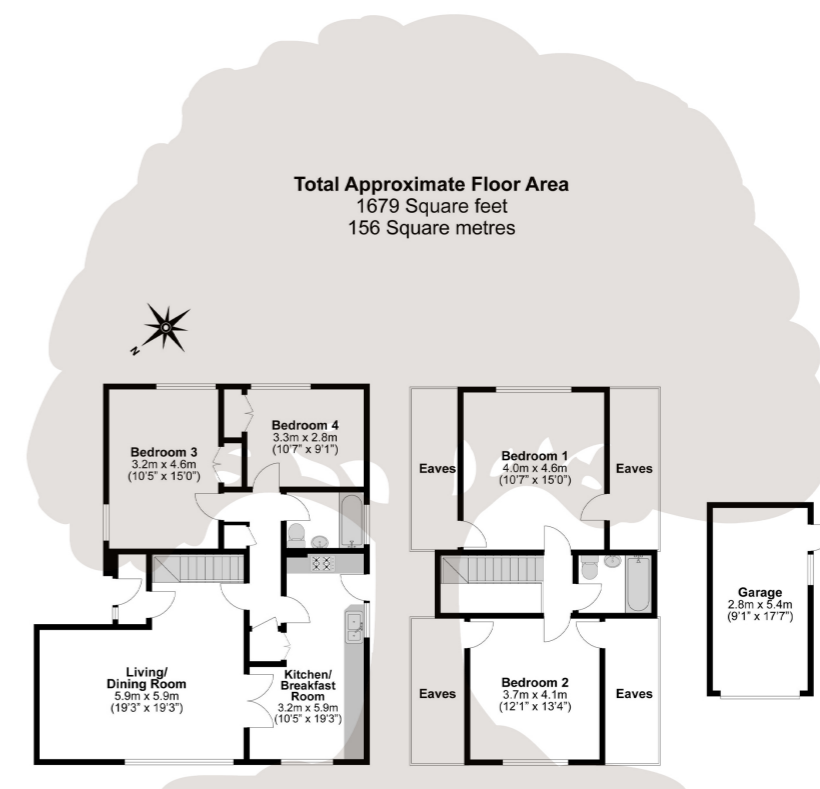
Baylis Court School
 1.4 miles away State school

Burnham Grammar School
 0.8 miles

Council Tax

Band F

Floor Plan



Oakwood Estates

Prospective purchasers should be aware that these sales particulars are intended as a general guide only and room sizes should not be relied upon for carpets or furnishing. We have not carried out any form of survey nor have we tested any appliance or services, mechanical or electrical. All maps are supplied by Goview.co.uk from Ordnance Survey mapping. Care has been taken in the preparation of these sales particulars, which are thought to be materially correct, although their accuracy is not guaranteed and they do not form part of any contract.

