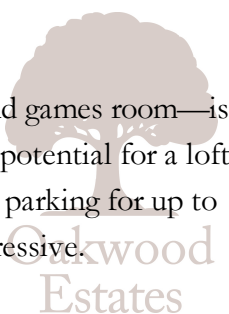


Step through the front door into a bright, expansive entrance hall, where sleek herringbone flooring flows effortlessly across the entire ground floor. To your right, a stunning living room exudes character with a statement fireplace, elegant wall panelling, and a sunlit, front-facing aspect. At the heart of the home, the show-stopping open-plan kitchen and dining space delivers both form and function. Designed to impress, it features high-end Miele appliances, a central island with a built-in four-ring hob and extractor fan, as well as an integrated fridge-freezer and dishwasher. The adjoining dining area, complete with a cosy log burner, opens seamlessly onto the patio through full-width bi-fold doors—perfect for indoor-outdoor entertaining. Side access, a practical utility/boot room to the rear, and a sleek downstairs WC add everyday convenience, while a front-facing home office completes the ground floor.


Upstairs, soft carpeting creates a warm, restful atmosphere. The principal bedroom is a serene retreat, offering three generous built-in wardrobes and a chic en-suite with a walk-in shower, toilet, and basin. Of the three further bedrooms, two include built-in storage, and two enjoy rear garden views. These rooms are served by a stylish family bathroom featuring a full-size bath with a rainfall shower, toilet, and basin.


Outside, the wow factor continues. A versatile 700 sq ft outbuilding—currently used as a gym and games room—is fully powered and primed for conversion into an annexe, with plumbing ready to be installed and potential for a loft extension with dormer windows (STPP). There's also a large powered workshop/shed, off-street parking for up to six vehicles, and superfast Starlink internet, making this home as practical as it is impressive.








Property Information


- 


4 BEDROOM DETACHED HOME
- 


POTENTIAL FOR ANNEXE AND FURTHER EXPANSION (STPP)
- 


HIGH QUALITY FINISH THROUGHOUT
- 


EPC- C
- 

3121 SQ FT
- 

CONVERTED GARAGE SPACE (IDEAL GAMES ROOM)
- 

STARLINK INTERNET
- 

0.23 ACRE PLOT
- 

COUNCIL TAX BAND- G
- 

PODPOINT ELECTRIC CHARGING



x4

Bedrooms



x3

Reception Rooms



x2

Bathrooms



x5

Parking Spaces



Y

Garden



Y

Garage

Local Area

Stoke Poges is a picturesque village located in Buckinghamshire, England. Situated just to the north of Slough and approximately 23 miles west of central London, Stoke Poges offers a tranquil retreat from the hustle and bustle of urban life while remaining conveniently close to major transport links. The village is renowned for its stunning countryside, with rolling green landscapes and charming rural surroundings. In addition to its natural beauty, Stoke Poges offers a range of amenities to its residents, including local shops, pubs, and restaurants. The village maintains a strong sense of community with various social events and activities organized throughout the year. Stoke Poges' proximity to major transportation routes, including the M4 and M40 motorways, as well as nearby railway stations such as Gerrards Cross and Slough, makes it an attractive location for commuters working in London or nearby urban centers.

Local Schools

Buckinghamshire is well renowned for being one of the last counties that still offer Grammar School education. Some of the local schools to this property are listed below.

- Beaconsfield High School
- Burnham Grammar School
- Royal Masonic School
- Gayhurst School
- Maltmans Green Preparatory School
- Thorpe House School
- Caldicott Preparatory School

- Beaconsfield School
- St Mary's
- Stoke Poges School
- Farnham Common Secondary School
- Pioneer Secondary Academy

We recommend that you verify with the local council or school to ensure that you meet the criteria for the preferred educational institutions.

Transport Links

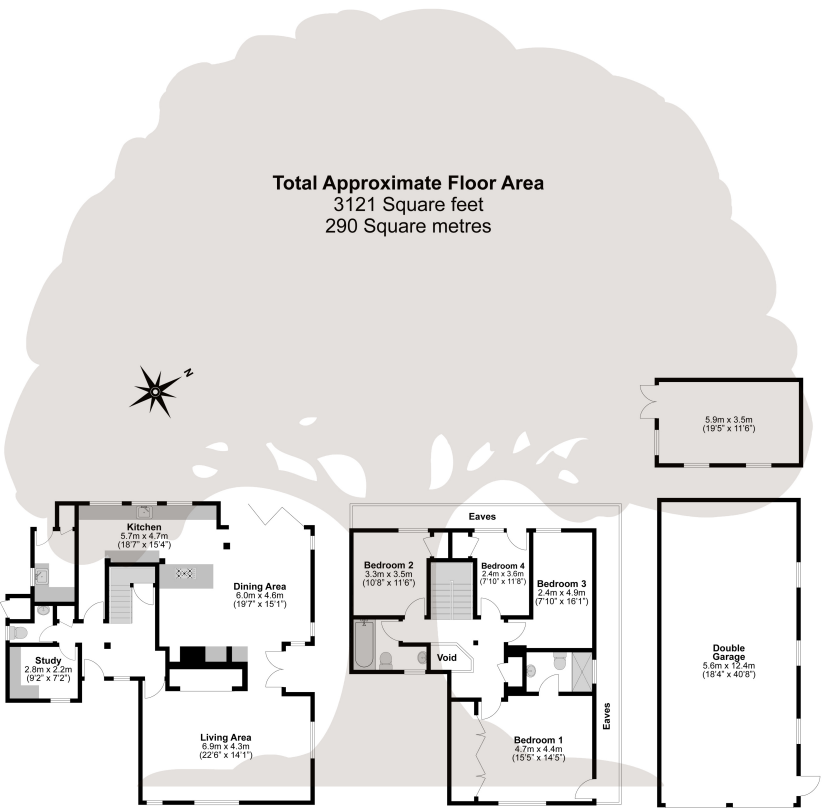
Stoke Poges has several transport links that make it accessible and convenient for residents. The area is well-connected by road, with the A355 providing direct access to nearby towns and major routes, including the M25 and M40 motorways.

For public transport the village is served by several bus routes that connect to surrounding areas, including Slough and Gerrards Cross. The nearest train stations are in Gerrards Cross (Chiltern Line to London Marlyebone) and Slough (Elizabeth Line to London Paddington and beyond), making it a good option for commuters.

Council Tax

Band G

Floor Plan



Illustrations are for identification purposes only, measurements are approximate, not to scale.

Prospective purchasers should be aware that these sales particulars are intended as a general guide only and room sizes should not be relied upon for carpets or furnishing. We have not carried out any form of survey nor have we tested any appliance or services, mechanical or electrical. All maps are supplied by Goview.co.uk from Ordnance Survey mapping. Care has been taken in the preparation of these sales particulars, which are thought to be materially correct, although their accuracy is not guaranteed and they do not form part of any contract.

