

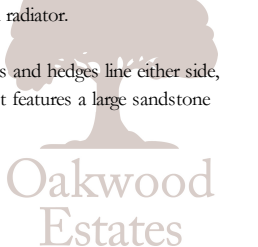
Oakwood Estates are delighted to present this stunning six-bedroom detached home, perfectly situated on the highly sought-after Syke Ings in Richings Park. Set on an exceptionally generous plot with beautifully maintained gardens, this property offers both elegance and space. The main residence features four bedrooms, three bathrooms, and three versatile reception rooms, ideal for family living and entertaining. In addition, the self-contained annexe boasts a spacious open-plan kitchen/living area, two bedrooms, and a shower room, providing excellent accommodation for guests, extended family, or multi-generational living.

Upon entering the property, the welcoming hallway features pendant lighting, a side-facing window, carpeted flooring, and access to the living areas, as well as stairs rising to the first floor. The spacious living room (12'5" x 20'0") boasts feature ceiling beams, a bay window with additional twin windows to the front aspect, a charming fireplace, and French doors opening into the dining room. The dining room (9'2" x 12'5") provides ample space for a table and chairs, complemented by feature beams, an archway leading into the kitchen, and doors to both the hallway and family room. The family room (14'11" x 11'8") enjoys views over the rear garden through French doors and windows, with ceiling beams and generous space for seating. The kitchen/breakfast room (8'5" x 15'8") is well-appointed with shaker-style units, tiled splashbacks, a stainless steel sink, gas hob with extractor, integrated oven, dishwasher, fridge/freezer, and a breakfast bar, with tiled flooring and a door leading to the annexe. Completing the ground floor is a modern shower room with full tiling, a shower cubicle, vanity basin, WC, towel radiator, and a side-facing window.

Upstairs, the first-floor landing leads to four well-proportioned bedrooms and the family bathroom. The master bedroom (8'5" x 14'4") overlooks the rear garden and offers space for a super king-size bed, with its own en-suite shower room comprising a cubicle, vanity basin, and WC. Bedroom two (14'0" x 13'2") features a bay window to the front, a built-in wardrobe, and space for a super king bed. Bedroom three (9'2" x 9'9") provides room for a double bed and includes a built-in wardrobe, while bedroom four (12'7" x 6'9") is ideal as a single bedroom or study, with a front aspect window and fitted storage. The family bathroom is fully tiled and fitted with a bath and shower attachment, pedestal basin, and WC.

The annexe has its own entrance hallway with a side-aspect window and doors leading to both the main house kitchen and the spacious kitchen/living room. Measuring 24'8" x 14'3", this bright and versatile open-plan space features pendant lighting, a window and French doors opening onto the rear garden, and a modern kitchen fitted with shaker-style wall and base units, a stainless steel sink with mixer tap, induction hob with extractor, integrated oven, and integrated fridge/freezer. There is ample room for a dining table and chairs as well as a comfortable seating area, with attractive wooden flooring throughout. From here, a door leads to the inner hallway, which provides access to the bedrooms and shower room. Bedroom One measures 11'0" x 8'10" and benefits from a rear aspect window and door, a built-in wardrobe, pendant lighting, wooden flooring, and space for a king-size bed. Bedroom Two, 11'0" x 6'8", also overlooks the rear garden and includes a built-in wardrobe, pendant lighting, wooden flooring, and space for a single bed. Completing the annexe is a modern shower room with spot lighting, a frosted rear-aspect window, full tiling, a shower cubicle, a vanity unit with hand wash basin, a low-level WC, and a heated towel radiator.


At the front, the property benefits from a carriage driveway with space for up to six cars, enhanced by steel bollards for added vehicle security. Mature shrubs and hedges line either side, while a gate provides access to the rear garden. To the rear, the south-east facing garden is beautifully maintained and enjoys sunshine throughout the day. It features a large sandstone patio, a well-kept lawn, mature planting, two sheds providing useful storage, and a picturesque sylvan backdrop.








Property Information

- 

FREEHOLD PROPERTY
- 


6 BEDROOMS
- 

4 RECEPTIONS
- 

DRIVEWAY FOR 6 CARS
- 

GREAT SCHOOL CATCHMENT AREA
- 

COUNCIL TAX BAND - G (£4,002) PR/YR
- 

4 BATHROOMS
- 

GOOD SIZE GARADEN
- 

FLAT WALK TO IVER STATION (ELIZABETH LINE)
- 

CLOSE TO MOTORWAY CONNECTIONS



x6

Bedrooms



x4

Reception Rooms



x4

Bathrooms



x6

Parking Spaces



Y

Garden



Y

Garage

Tenure

Freehold

Council Tax Band

Band G - £4,002 pr/yr

Plot/Land Size

0.18 Acres (749.00 Sq.M.)

Mobile Coverage

5G Voice and Data

Internet Speed

Ultrafast

Transport

Iver Station is conveniently just a few minutes' walk away, ensuring easy access to transportation. For those traveling a bit farther, Langley (Berks) Station and West Drayton Station are only a short drive away. The M40/M4/M25 motorways are just s short drive away. Whether you're commuting locally or heading beyond, these nearby stations offer excellent travel options.

Schools

In the vicinity, there are several educational institutions catering to various age groups and preferences. These include Iver Village Infant School, The Iver Village Junior School, Holy Family RC School, Burnham Grammar School, The Chalfonts Community College, and Beaconsfield High School. Additionally, there is the potential for enrollment in esteemed institutions such as Langley Grammar, Slough Grammar, St Bernard's Catholic Grammar School, Herschel Grammar School, among others, offering a diverse range of educational opportunities for students in the area.

Area

Richings Park is a suburban area located in Buckinghamshire, England, near the town of Iver. It is known for its picturesque surroundings and proximity to the Colne Valley Regional Park, which offers beautiful green spaces and outdoor recreational activities. Richings Park is primarily a residential area, characterised by a mix of detached houses, semi-detached houses, and apartment complexes. The community enjoys a tranquil atmosphere and a strong sense of community spirit. One notable feature of Richings Park is its railway station, which provides convenient access to London Paddington and other destinations. This makes it an attractive place to live for commuters who work in the city but prefer a quieter suburban lifestyle. The area is also home to a few local amenities, including shops, restaurants, and a primary school. For more extensive shopping and leisure facilities, residents can easily access nearby towns such as Iver, Slough, and Uxbridge. Overall, Richings Park offers a balance between countryside living and easy access to urban amenities, making it an appealing place to reside for those seeking a peaceful suburban environment within commuting distance of London and Heathrow Airport.

Council Tax

Band G

Floor Plan



Prospective purchasers should be aware that these sales particulars are intended as a general guide only and room sizes should not be relied upon for carpets or furnishing. We have not carried out any form of survey nor have we tested any appliance or services, mechanical or electrical. All maps are supplied by Goview.co.uk from Ordnance Survey mapping. Care has been taken in the preparation of these sales particulars, which are thought to be materially correct, although their accuracy is not guaranteed and they do not form part of any contract.

