

£102,500 Shared Ownership

International Way, Sunbury-on-Thames TW16 7HP



- Guideline Minimum Deposit £10,250
- Second (Top) Floor
- Semi-Open-Plan Reception/Kitchen
- Short Walk from Upper Halliford Station
- Guide Min Income Dual £33.1k | Single £39.4k
- Approx. 485 Sqft Gross Internal Area
- Parking Space
- Supermarket and Shopping Centre Nearby

GENERAL DESCRIPTION

SHARED OWNERSHIP (Advertised price represents 50% share. Full market value £205,000). A top-floor, one-bedroom flat within this gated development. The property features a reception room with archway leading through to the kitchen. There is a spacious bedroom and a pair of storage/utility cupboards have been provided in the entrance hallway. Well insulated walls and roof make for a good energy-efficiency rating. Sunbury Cross Shopping Centre and a Tesco Extra are both close by and Upper Halliford Railway Station, for SWR services between Shepperton and London Waterloo, is also just a short walk away. The flat comes with use of an allocated parking space.

Housing Association: A2Dominion.

Tenure: Leasehold (125 years from 31/03/2004).

Minimum Share: 50% (£102,500). The housing association will expect that you will purchase the largest share affordable.

Shared Ownership Rent: £332.54 per month (subject to annual review).

Service Charge: £187.58 per month (subject to annual review).

Guideline Minimum Income: Dual - £33,100 | Single - £39,400 (based on minimum share and 10% deposit).

Council Tax: Band C, Spelthorne Borough Council. Priority is given to applicants living and/or working in this local authority.

This property is offered for sale in the condition seen. The housing association does not warrant to carry out any remedial or redecoration work of a cosmetic nature unless specifically advised in writing. As a general rule, fitted domestic appliances are included in the sale; non-fitted appliances are not. If you require confirmation, you must request this in writing from Urban Moves. The information in this document supersedes any information given verbally either in person or by telephone. Pets not permitted (except assistance animals).

DIMENSIONS

SECOND FLOOR

Entrance Hall

Reception Area

13' 8" max. x 11' 6" (4.17m x 3.51m)

Dining Area

9' 4" x 6' 4" (2.84m x 1.93m)

Kitchen

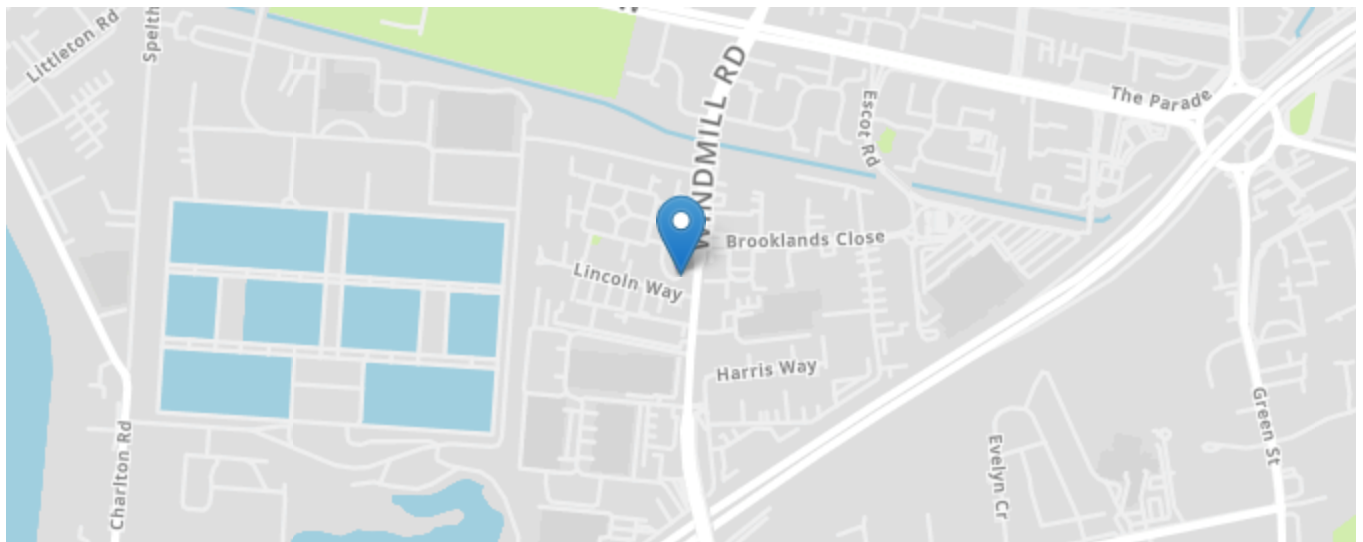
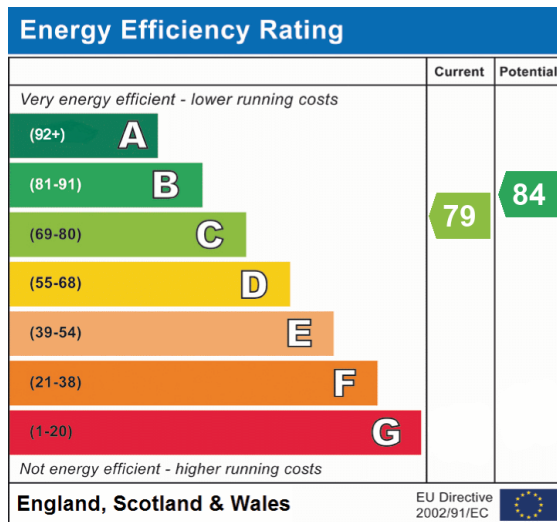
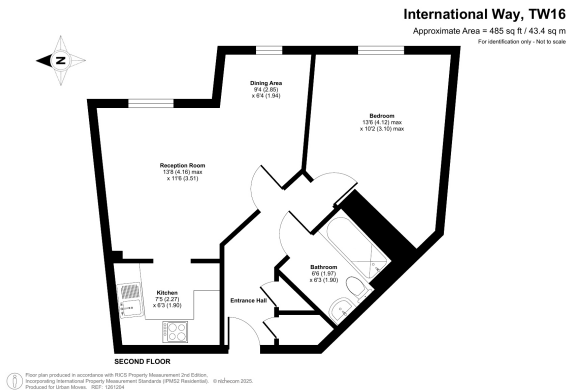
7' 5" x 6' 3" (2.26m x 1.91m)

Bedroom

13' 6" max. x 10' 2" max. (4.11m x 3.10m)

Bathroom

6' 6" max. x 6' 3" max. (1.98m x 1.91m)



All content shown is to be used as a general guideline for the property. None of the contents of this document constitute part of an offer or contract. All measurements, photographs, floor-plans and data provided are only a guideline and should not be relied upon.