

FOR
SALE



Tatlow Road, Glenfield, Leicester LE3 8NF

£107,500 - Leasehold

77, Main Street, Broughton Astley, Leicester, LE9 6RE 01455 285555 sales@davidrobinsonestates.co.uk

PROPERTY DESCRIPTION

50% Shared Ownership Available ! - With this modern two bed semi-detached property giving first time buyers an ideal opportunity for a helping hand on the property market. The accommodation comprises, entrance porch, lounge, kitchen, first floor landing, two bedrooms and family bathroom. The property benefits from gas fired central heating to radiators, double glazing with off road parking to the side and attractive gardens to the rear. Internal viewing comes highly recommended.

POINTS OF INTEREST

- *Semi-Detached*
- *Two Bedrooms*
- *Lounge*
- *Kitchen Diner*
- *Bathroom*
- *ORP*
- *50% Shared Ownership*
- *Viewing Essential*



ROOM DESCRIPTIONS

Ground Floor

Entrance Porch

Double glazed door to the front aspect and tiled flooring.

Lounge

14' 2" x 12' 2" (4.32m x 3.71m) UPVC double glazed window to the front aspect, stairs to first floor landing and radiator.

Kitchen Diner

12' 2" x 10' 0" (3.71m x 3.05m) Two UPVC double glazed windows to the rear aspect, double glazed door to the side aspect, being fitted with a range of wall and base units with built in oven, hob, extractor, sink/drainage, plumbing for washing machine and tiled flooring.

First Floor

First Floor Landing

UPVC double glazed window to the side aspect, loft access and radiator.

Bedroom One

12' 2" x 10' 6" (3.71m x 3.20m) Two UPVC double glazed windows to the front aspect, over stairs cupboard, laminate flooring and radiator.

Bedroom Two

10' 3" x 6' 10" (3.12m x 2.08m) UPVC double glazed window to the rear aspect, laminate flooring and radiator.

Family Bathroom

UPVC double glazed window to the rear aspect, being fitted with three piece suite comprising low level wc, hand wash basin, bath with shower over and heated towel rail.

Front Garden

To the front of the property there are attractive garden areas with off road parking to the side.

Rear Garden

To the rear of the property there are attractive gardens with side access and wooden shed.

Additional Notes:

Council tax band B (Leicester City Council)

Standard Brick Construction Tiled Roof

Connected to mains gas/water/electric/sewerage

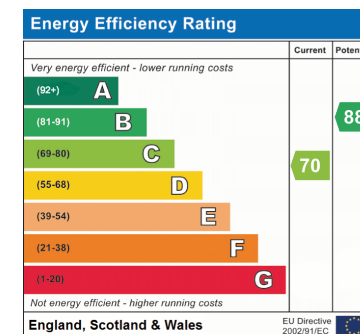
Multiple Choice for Broadband/phone signal

No flood risks that we are aware of

The current owner is surrendering the current lease with a new 125 year lease in place for completion.

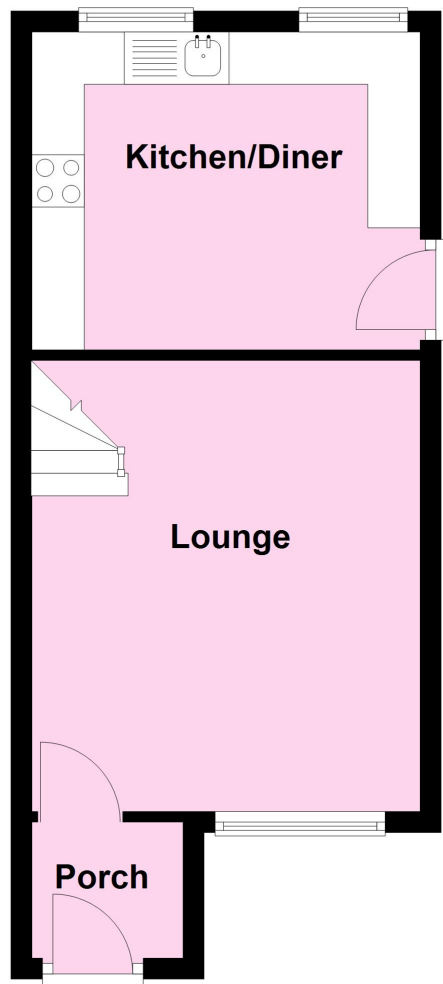
Rent:

Service Charge:



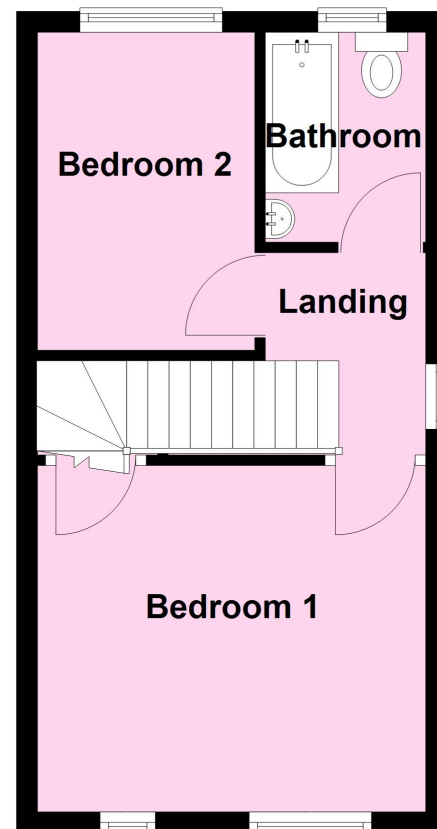
Ground Floor

Approx. 29.6 sq. metres (318.9 sq. feet)



First Floor

Approx. 27.6 sq. metres (297.1 sq. feet)



Total area: approx. 57.2 sq. metres (616.0 sq. feet)

Disclaimer: David Robinson Estate Agents LTD are the selling agent for the sale and marketing of the property described on these property particulars and your conveyancer is legally responsible for ensuring that the purchase agreement fully protects your position as a purchaser. David Robinson Estate Agents LTD makes detailed enquiries of the seller to ensure that the information provided is as accurate as possible. However, if you become aware that any of the information provided to you is inaccurate please inform your David Robinson Estates representative as soon as possible so we can make the necessary corrections. The services at the property have not been tested.