



High Street

Whitwell, Hitchin,
Hertfordshire, SG4 8AG
Guide Price £325,000

COUNTRY PROPERTIES
PART OF HUNTERS

A period cottage that is perfect for renovation to make your own which is located on the High Street in the heart of this wonderful Hertfordshire village. The property is very traditional with its appearance and offers a wealth of character and period features.

The accommodation starts with a front living room with a feature fire place which leads into the kitchen/diner which offers access to the cellar, first floor accommodation and the rear garden. The cellar offers further accommodation and storage options. On the first floor there are two bedrooms with wonderful views over rolling countryside from the second bedroom. There is also a three piece bathroom suite.

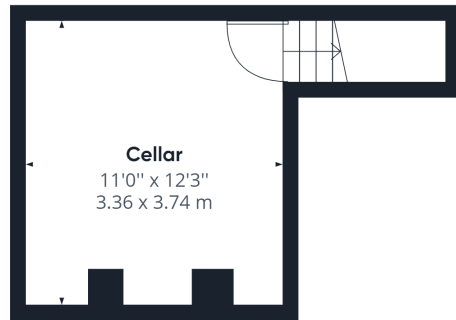
Outside to the rear is a wonderful rear garden with amazing views. This starts with a patio area and leads onto a lovely lawn area. The feature is the raised decked area where you could sit out and feel as if you were in the middle of the countryside. The garden is enclosed by timber fence and wall but there is a right of access across for the neighbouring property.

Whitwell Village is surrounded by beautiful Hertfordshire countryside and has the benefit of a general store for day-to-day needs, popular primary school, doctors surgery and two pubs. More comprehensive shopping and educational facilities are in the nearby towns of Hitchin (5.4 miles) and Harpenden (approx 5.7 miles) together with mainline rail services to London.

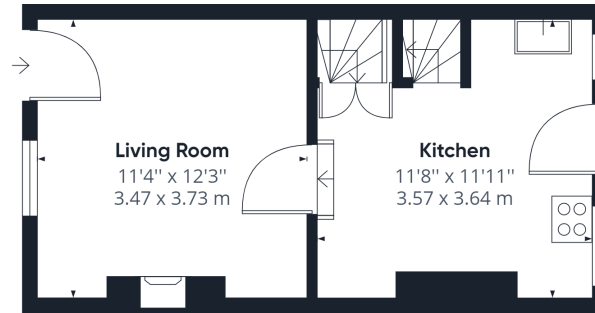
- Two bedroom character cottage
- Kitchen/diner, separate living room and a cellar
- Rear garden with wonderful countryside views
- No onward chain



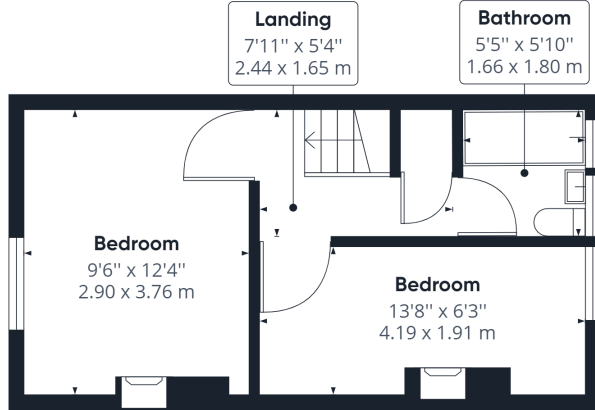




Floor -1 Building 1



Floor 0 Building 1



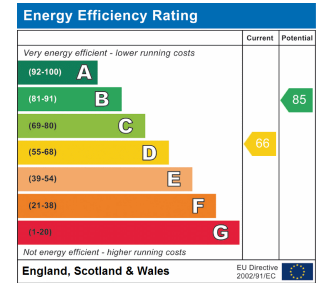
Floor 1 Building 1

Approximate total area⁽¹⁾
675.18 ft²
62.73 m²

(1) Excluding balconies and terraces

While every attempt has been made to ensure accuracy, all measurements are approximate, not to scale. This floor plan is for illustrative purposes only.

GIRAFFE360



All measurements are approximate and quoted in metric with imperial equivalents and for general guidance only and whilst every attempt has been made to ensure accuracy, they must not be relied on. The fixtures, fittings and appliances referred to have not been tested and therefore no guarantee can be given and that they are in working order. Internal photographs are reproduced for general information and it must not be inferred that any item shown is included with the property. For a free valuation, contact the numbers listed on the brochure.

Viewing by appointment only

Country Properties | 6, Brand Street | SG5 1HX

T: 01462 452951 | E: hitchin@country-properties.co.uk

www.country-properties.co.uk

