




Crosthwaite Way is an extremely popular residential area located just 100 yards from Burnham train station (Elizabeth Line). This area attracts families of all ages due to some excellent local schools such as Burnham Grammar school being located just a short distance away.


The house itself offers everything that you need to make this your long term family home. The accommodation is spread across two floors, the ground floor is a huge space that has been extended to the rear. Downstairs is home to THREE good size bedrooms, TWO modern bathrooms, a spacious lounge and the modern kitchen/diner. A utility room located just off the kitchen completes the ground floor. The property has had a loft conversion completed and this extra space has allowed for TWO further double bedrooms, a third bathroom and an additional study room. The property has been maintained extremely well and is ready for the next family to move straight in.


To the rear the property offers a private and enclosed rear garden which is mainly laid to lawn. A garage and driveway parking for several cars is also included with the home.





Property Information


- 


FREEHOLD
- 


FIVE BEDROOMS
- 


DRIVEWAY & GARAGE PARKING
- 

100 YARDS TO BURNHAM STATION
(ELIZABETH LINE)
- 

IDEAL FAMILY HOME
- 

DETACHED BUNGALOW
- 

THREE BATHROOMS
- 

PRIVATE AND ENCLOSED REAR GARDEN
- 

0.5 MILES TO BURNHAM GRAMMAR
SCHOOL



x5

Bedrooms



x2

Reception Rooms



x3

Bathrooms



x3

Parking Spaces



Y

Garden



Y

Garage

Transport Links

Nearest stations:

- All Elizabeth Line Stations
- Burnham (0.1 mi)
- Taplow (1.4 mi)
- Slough (2.6 mi)

The M40 (junction 2) can be joined at Beaconsfield linking with the M25. The M4 (junction 7 approximately two miles away) also provides access to the M25 and the national road network giving access to London, Heathrow and the west. There is a mainline railway station in Burnham, offering services to Paddington and from Windsor & Eton Riverside there is a service to London Waterloo. Burnham is included within the Crossrail (Elizabeth LIne) scheme.

Location

The surrounding area provides excellent schooling for children of all ages both in the private and state sector, the state sector still being run on the popular grammar school system. Sporting/leisure facilities abound in the area with many notable golf courses, riding and walking in Burnham Beeches. Cliveden, the famous National Trust property is nearby and there are numerous sports clubs including tennis, rugby and football, various fitness centres and racing at Ascot and Windsor. The River Thames, Jubilee River and Dorney Lake are within easy reach, being less than two miles away

Schools

- PRIMARY SCHOOLS:
- Lynch Hill Academy

- 0.8 miles away State school
- Priory School
- 0.2 miles away State school
- Our Lady of Peace Catholic Primary and Nursery School
- 0.3 miles away State school

- Lent Rise School
- 0.7 miles away State school

- St Peter's Church of England Primary School
- 1.0 miles away State school

- SECONDARY SCHOOLS:
- Burnham Grammar School
- 0.5 miles away State school

- Haybrook College
- 0.2 miles away State school

- Al-Madani Independent Grammar School
- 0.5 miles away Independent school

- Council Tax
- Band E

Floor Plan

