



**DP** DERBYSHIRE  
PROPERTIES  
- SALES & LETTINGS -

**DP** DERBYSHIRE





**Fullers Close, Milford, Belper, Derbyshire DE56 0SA**  
**£150,000 - Freehold**



## PROPERTY DESCRIPTION

Derbyshire Properties are pleased to present a superb one-bedroom coach house, This property offers both comfort and convenience.

Upon entering, you will find a welcoming hallway leading to the first floor and an integral door accessing the garage. The spacious lounge/diner features vaulted ceilings and stunning views across the valley, creating an inviting atmosphere.

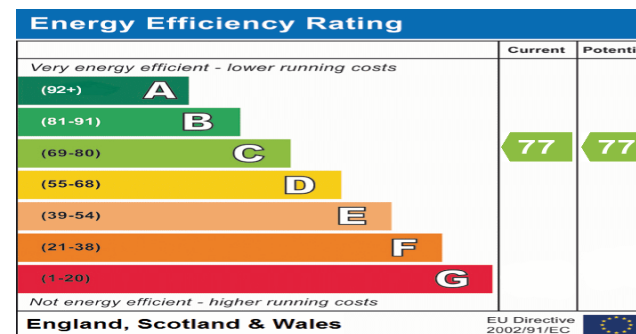
The fully equipped kitchen includes a four-ring gas hob, electric oven, fridge freezer, washing machine, and dishwasher—perfect for all your culinary needs.

The double bedroom boasts fitted wardrobes along with a range of bedroom furniture for added functionality. The modern shower room is equipped with a low-level W.C., wash basin, and shower cubicle.

Additional highlights include a driveway, garage, and a private rear garden with lawn and patio space.

## POINTS OF INTEREST

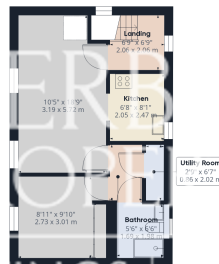
- Coach House
- Freehold
- Driveway & Garage
- Rear Garden
- Sought After Semi-Rural Location
- 1 Bedroom
- Open Plan Living/Kitchen
- Ideal First Time Buy
- No Chain
- COUNCIL TAX BAND A







Ground Floor



Floor 1



Approximate total area<sup>m</sup>  
663.6 ft<sup>2</sup>  
61.65 m<sup>2</sup>

Reduced headroom  
121.85 ft<sup>2</sup>  
1.05 m<sup>2</sup>

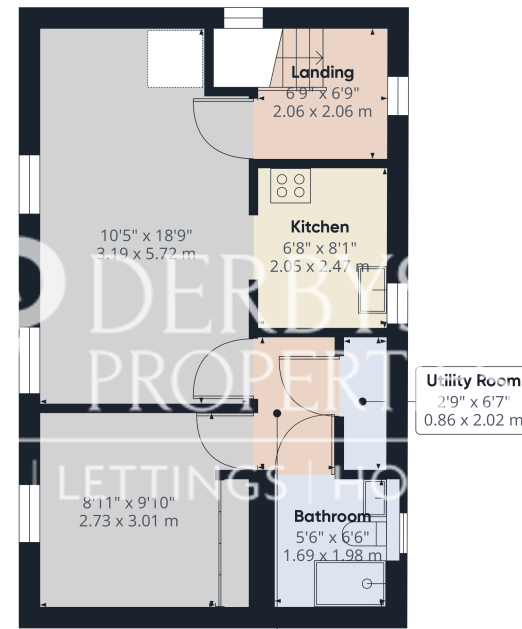
(1) Excluding balconies and terraces

Reduced headroom  
..... Below 5 ft/1.5 m

While every attempt has been made to ensure accuracy, all measurements are approximate, not to scale. This floor plan is for illustrative purposes only.

Calculations are based on RICS IPMS 3C standard.

GIRAFFE360



Hallway  
3'9" x 6'7"  
1.14 x 2.03 m

Floor 1



Approximate total area<sup>m</sup>  
456.83 ft<sup>2</sup>  
42.44 m<sup>2</sup>

(1) Excluding balconies and terraces

While every attempt has been made to ensure accuracy, all measurements are approximate, not to scale. This floor plan is for illustrative purposes only.

Calculations are based on RICS IPMS 3C standard.

GIRAFFE360