




£499,950

Freehold

PAGET CLOSE, WIMBORNE, DORSET BH21 2SW



- ◆ **TWO BEDROOM BUNGALOW**
- ◆ **NO FORWARD CHAIN**
- ◆ **DRIVEWAY PARKING FOR TWO CARS**
- ◆ **SINGLE GARAGE**

A detached, two bedroom, bungalow boasting scope to extend (STPP), offered without a forward chain and situated on a generous plot with driveway parking and a single garage.

Property

Paget Close sits in the heart of Colehill and is positioned within a short distance of Wimborne Town Centre, local amenities and schools. This particular property sits back from the road providing a sense of seclusion and security and benefits from driveway parking for multiple cars. The accommodation comprises a welcoming entrance hall which offers storage and provides access to the principle rooms of the home, living room with sliding doors to access the rear garden, dining room, modern fitted kitchen with a selection of base and eye level units and access to the utility space. There are two bedrooms at the front of the property, which are both double in size which are serviced by the modern family bathroom.

Garden and Grounds

The front garden offers a selection of plants, shrubs and lawned space as well as driveway parking for approximately two cars and access to the single garage. The rear garden is predominately laid to lawn with a patio that spans the width of the home and garage. There is a selection of mature shrubs and trees which line the rear boundary of the garden and a garden shed, providing useful storage.

Location

Wimborne is a vibrant and thriving market town in East Dorset with a comprehensive mix of shopping facilities, restaurants, and attractions to appeal to everyone. Easily accessed by car from all directions via the A31, A35 and B3081 Wimborne has great public transport links to Bournemouth, Poole and surrounding areas including a comprehensive network of bus routes. Wimborne is immersed in a varied history, preserved and on-show in the c.705 AD Minster Church of Cuthburga with its chained library which is one of only four world-wide. The beautiful twin towers of the Minster provide an elegant backdrop to the town's historic architecture. Wimborne is well served by an excellent range of services for residents including doctors, a local hospital, sought-after schools and strong health and social care. Leisure facilities are well catered for and the town is within easy access to the county's areas of outstanding natural beauty offering miles of bridleways, footpaths and coastal routes to explore.

Size: Approx 812 sq ft (75.5 sq m)
 Heating: Gas fired heating
 Glazing: Double glazed throughout
 Parking: Driveway parking and single garage
 Garden: Front and rear garden
 Main Services: Gas, electric, water and drains
 Local Authority: Dorset Council
 Council Tax Band: Band D

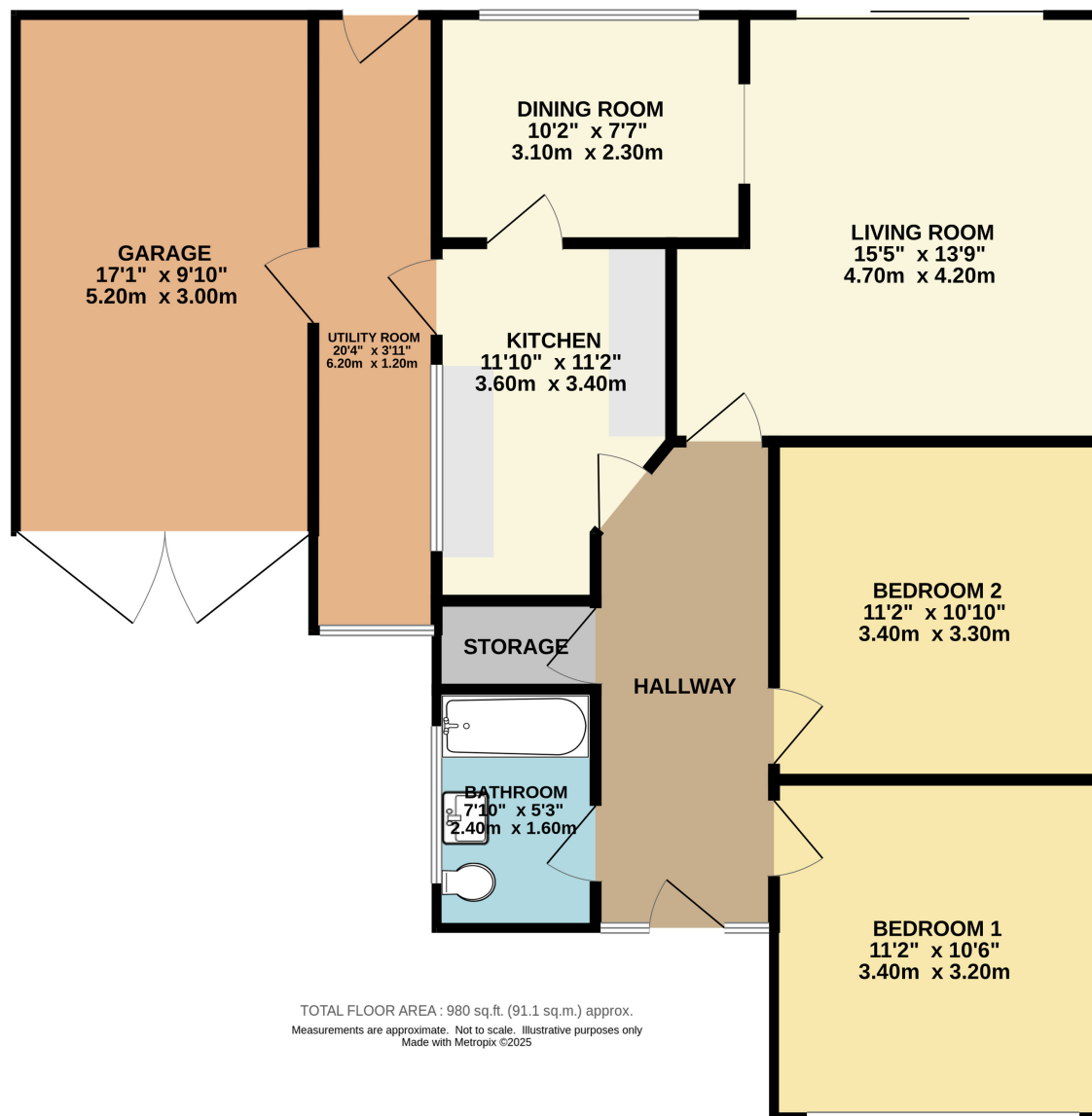
Additional Information:

For information on broadband and mobile signal, please refer to the Ofcom website.

For information relating to flood risk, please refer to gov.uk

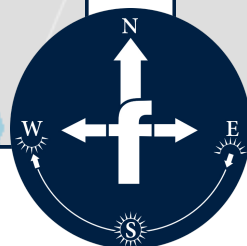
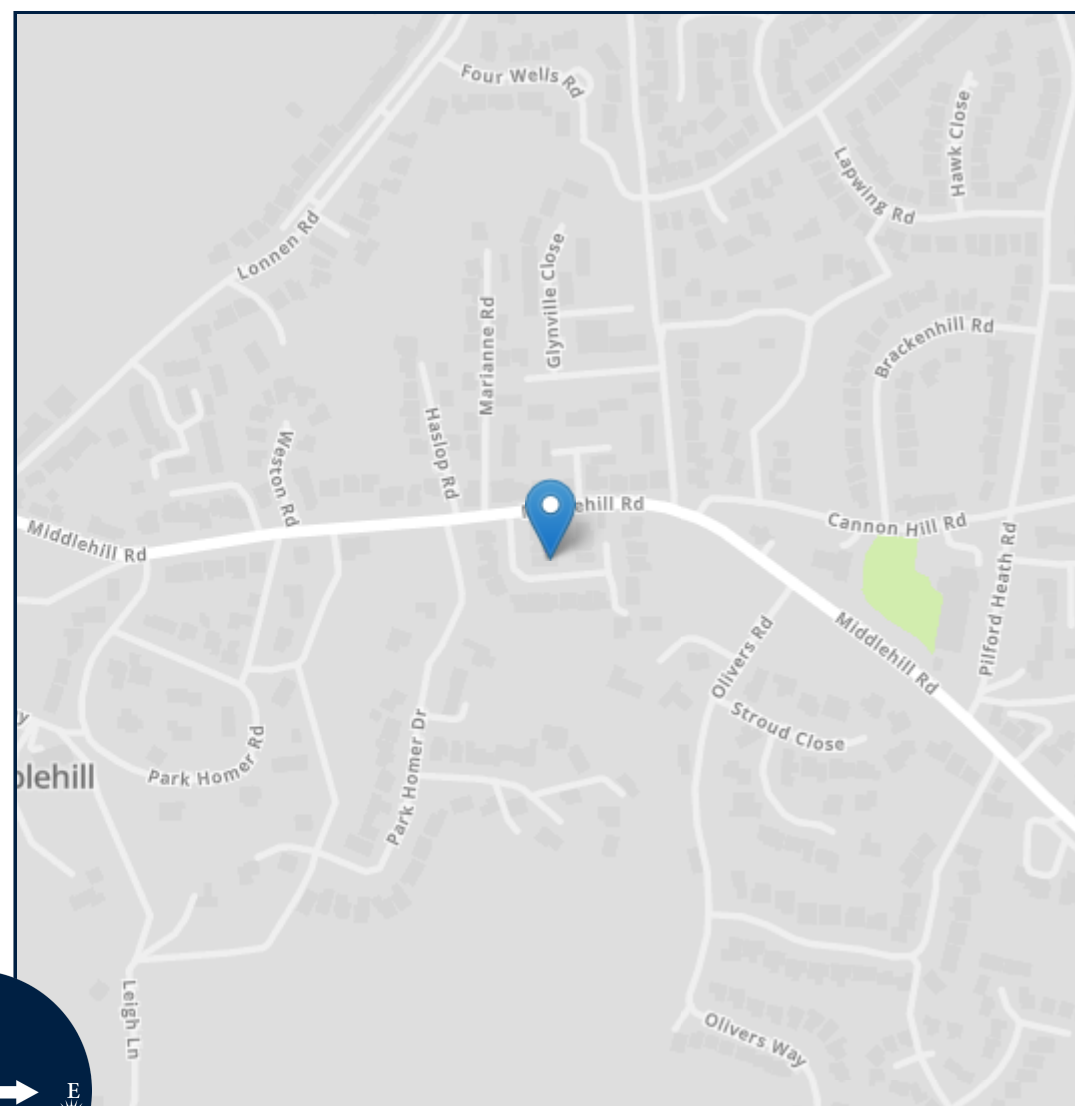
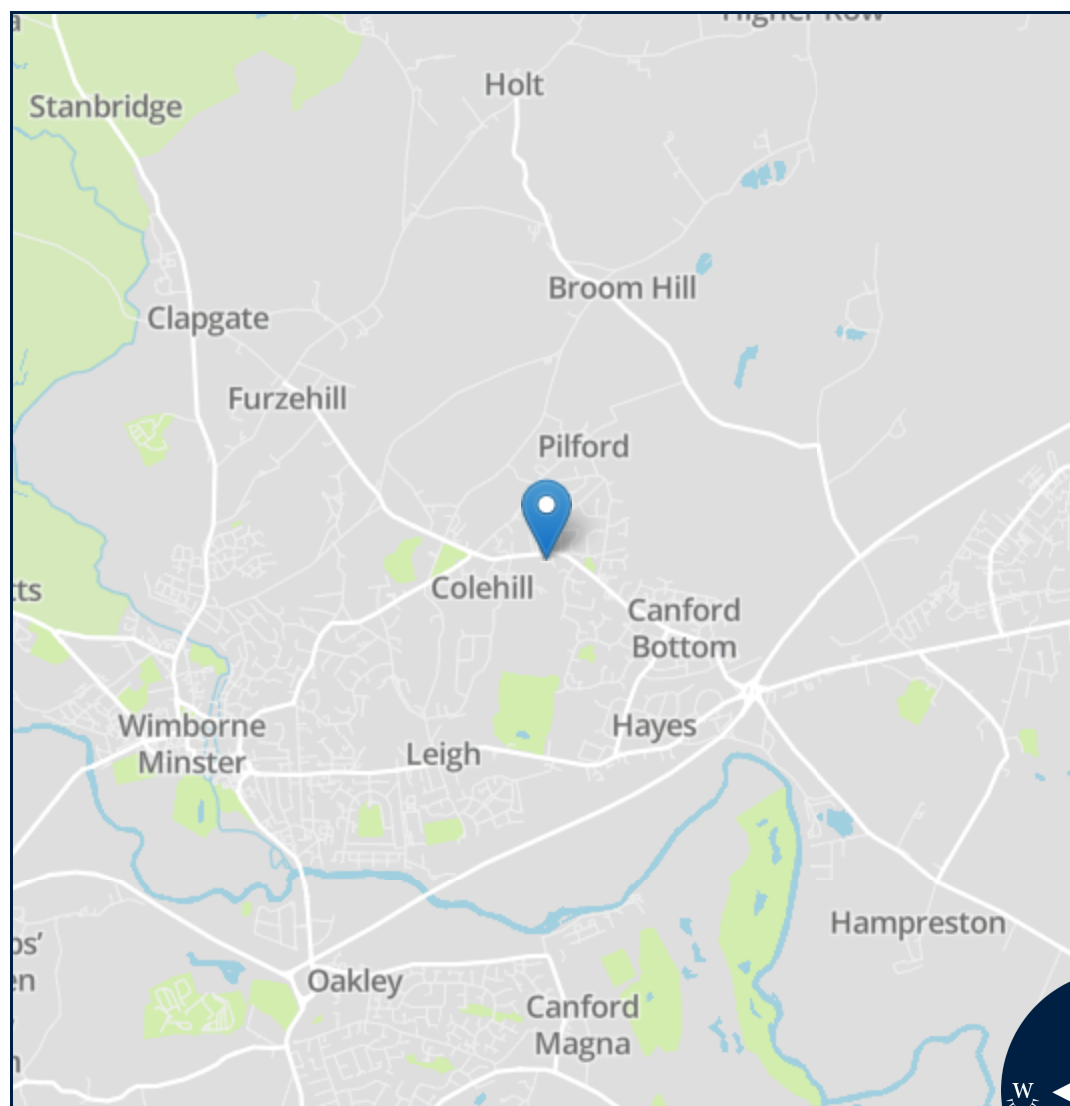


GROUND FLOOR 980 sq.ft. (91.1 sq.m.) approx.



TOTAL FLOOR AREA : 980 sq.ft. (91.1 sq.m.) approx.
Measurements are approximate. Not to scale. Illustrative purposes only
Made with Metropix ©2025





Important notice: Fisks Estate Agents, their clients and any joint agents give notice that 1: They are not authorised to make or give any representations or warranties in relation to the property either here or elsewhere, either on their own behalf or on behalf of their client or otherwise. They assume no responsibility for any statement that may be made in these particulars. These particulars do not form part of any offer or contract and must not be relied upon as statements or representations of fact. 2: Any areas, measurements or distances are approximate. The text, photographs and plans are for guidance only and are not necessarily comprehensive. It should not be assumed that the property has all necessary planning, building regulation or other consents and Fisks Estate Agents have not tested any services, equipment or facilities. Purchasers must satisfy themselves by inspection or otherwise.



12 East Street, Wimborne,
Dorset, BH21 1DS
www.fisksestateagents.co.uk
01202 880000