

Outstanding 4 bedroom dwelling, set within 0.4 acres within a sought after address. Dolphin Court, New Quay, West Wales.



1 Dolphin Court, New Quay, Ceredigion. SA45 9TA.

£425,000

R/3995/RD

**** Outstanding 4 bedroomed detached dwelling ** Feature new Garden/Sun Room ** New kitchen and modern living space ** Largest plot on the site ** Adjacent to attractive woodland and stream (within boundaries) ** Substantial private rear garden ** Deceptively spacious living space ** High quality fixtures and fittings with no expense spared ** Finished to the highest ordered ** Highly energy efficient with low running costs ** 10 minute walk to New Quay and its sandy beaches ** Adjoining summer house included ** Feature raised decking and entertainment space ** Newly refurbished woodland decking area overlooking the adjoining stream ** Exceptionally well built and maintained coastal property that must be viewed to be appreciated ****

The property is situated on the edge of a modern development on the fringes of the coastal settlement and harbour town of New Quay on Cardigan Bay on the west Wales coastline. Close to the seafront with a good range of village amenities and services including primary school, places of worship, cafes, bars, restaurants and a range of shops.

Access to a number of sandy beaches and the All Wales coastal footpath. The nearby beaches of Cai Bach and Llanina Point are also within a 10 minute walk of the property. The Georgian harbour town of Aberaeron is within 7 miles of the property. The larger towns of Cardigan and Aberystwyth are an equidistant drive from the property.



LAMPETER
12, Harford Square, Lampeter,
Ceredigion, SA48 7DT
Tel: 01570 423623
lampeter@morgananddavies.co.uk



ABERAERON
4, Market Street, Aberaeron,
Ceredigion, SA46 0AS
Tel: 01545 571 600
aberaeron@morgananddavies.co.uk



CARMARTHEN
11, Lammas St, Carmarthen,
Carmarthenshire, SA31 3AD
Tel: 01267 493444
carmarthen@morgananddavies.co.uk

GENERAL

An exceptional property of high quality that has been refurbished and extended in recent times to provide an exceptional kitchen and living space and modernised lounge area. Underfloor heating throughout the ground floor. A utility space has also been added to the property.

The property is extremely well maintained with private parking to the front and enclosed rear garden area providing wonderful private amenity space with adjoining summer house/garden room which borders the adjoining woodland and stream - all of which are in the boundaries of the property.

The property also provides 2 raised decking areas providing entertainment space and the other a woodland decking area overlooking the adjoining stream.

A REAL GEM OF A PROPERTY THAT MUST BE VIEWED TO BE APPRECIATED.

GROUND FLOOR

Entrance Hallway



8' 5" x 15' 8" (2.57m x 4.78m) accessed via a glass panelled door with side glass panel. Open staircase to first floor, tiled flooring, half boarded walls.



Front Bedroom 1



9' 9" x 11' 2" (2.97m x 3.40m) a double room with window to front, tiled flooring, multiple sockets.

Rear Bedroom 2



9' 8" x 9' 8" (2.95m x 2.95m) a double room, rear window overlooking garden, multiple sockets, tiled flooring.

Shower Room



6' 9" x 5' 2" (2.06m x 1.57m) with 5ft walk-in shower with side glass panel. Fully tiled walls, tiled flooring, rear window, WC, single wash-hand basin, spotlights to ceiling.

Kitchen



16' 4" x 8' 7" (4.98m x 2.62m). New high quality kitchen base and wall units with granite worktops, fitted dishwasher, fitted Zanussi oven and grill, induction hob with extractor over, tiled splash-back, fitted microwave, 1 1/2 stainless steel sink and granite worktop drainer with mixer tap. Tiled flooring,



spotlights, side breakfast bar, open plan into -

Garden Room/Sun Lounge



14' 7" x 11' 6" (4.45m x 3.51m). A recent addition to the property with side patio door to garden and windows overlooking the adjoining garden. Oak flooring, gas fire place, multiple sockets, 2 x Velux rooflights over.



Lounge



12' 11" x 24' 5" (3.94m x 7.44m). Great family living space with feature open fire and stone effect walls. Part oak and part tiled flooring, windows to front, TV point, multiple sockets, double glass doors to kitchen area with multiple sockets and side door into -



Rear Hallway/Utility Room



7' 5" x 9' 1" (2.26m x 2.77m) with rear pedestrian door to garden, washing machine connection, base and wall units, wood effect tiled flooring, WC, single wash-hand basin.

FIRST FLOOR

Landing



6' 3" x 6' 7" (1.91m x 2.01m) with space for a desk, radiator, Velux rooflight to garden, side airing cupboard.

Principal Bedroom



14' 8" x 15' 7" (4.47m x 4.75m). Large luxurious double bedroom suite with rear Velux rooflights, radiator with -

En-Suite



8' 6" x 10' 8" (2.59m x 3.25m) with feature roll-top bath, single wash-hand basin, WC, Velux rooflight, radiator.

Bedroom 4



11' 8" x 13' 8" (3.56m x 4.17m) double bedroom, Velux rooflight over, multiple sockets, radiator.

EXTERNAL

To the Front



The property is accessed from the adopted estate road with parking facilities and access to the extended side garden with Summer House. Ample space for 2+ vehicles to park and access to garage.



Side footpath access



Leading to rear garden.

Please note there is also potential for additional driveway with drop kerbs in place to the far side of the dwelling.

To the rear



The rear garden is predominantly laid to lawn with 6' panel fence and planting to borders, providing large decking area to the side of the summer house, being slightly elevated with ample seating and external TV point allowing excellent



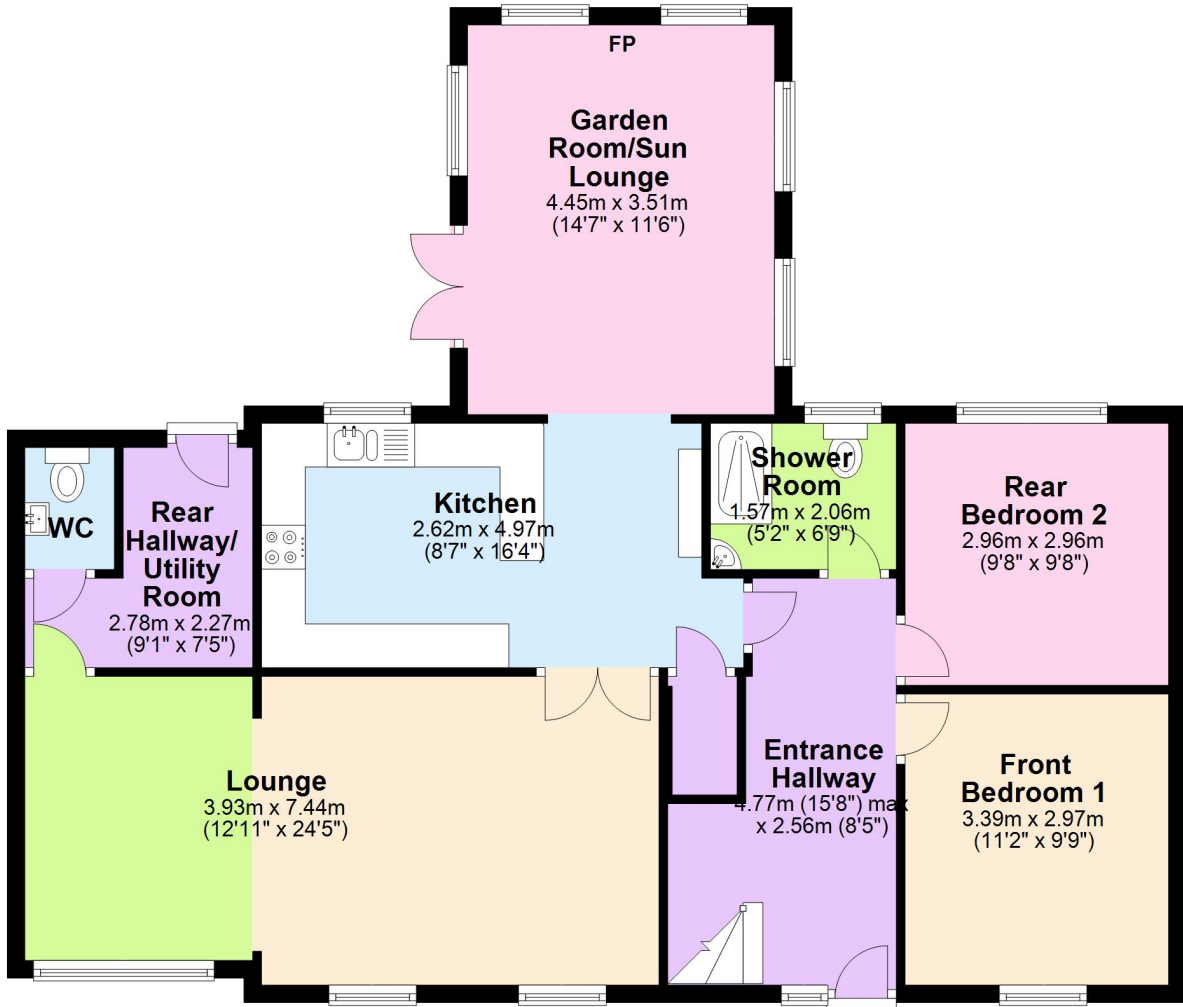


Further footpath linking to an extended garden area specifically for the Summer House, used as an extended games room but has potential for AirBNB use (STC).

Large fully refurbished wooden decking area set within the woodland area of the garden overlooking the stream below - a notable feature of the property.

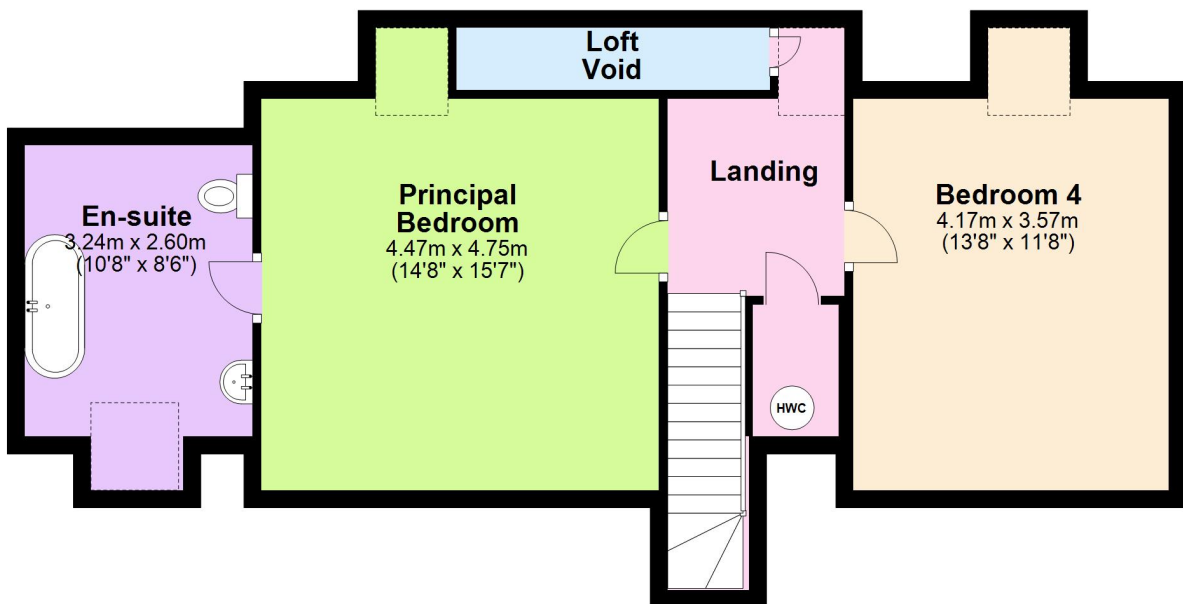
Ground Floor

Approx. 99.5 sq. metres (1071.5 sq. feet)



First Floor

Approx. 61.3 sq. metres (660.3 sq. feet)



Total area: approx. 160.9 sq. metres (1731.7 sq. feet)

The Floor plans are for guidance only. Whilst every attempt has been made to ensure the accuracy of the floor plan contained here, measurements of doors, windows, rooms and any other item are approximate and no responsibility is taken for any error, omission, or misstatement.

Plan produced using PlanUp.

1 Dolphin Court, New Quay

MATERIAL INFORMATION

Council Tax: Band D

N/A

Parking Types: Driveway. Private.

Heating Sources: Electric.

Electricity Supply: Mains Supply.

Water Supply: Mains Supply.

Sewerage: Mains Supply.

Broadband Connection Types: FTTC.

Accessibility Types: None.

EPC Rating: C (69)

Has the property been flooded in last 5 years? No

Flooding Sources:

Any flood defences at the property? No

Any risk of coastal erosion? No

Is the property listed? No

Are there any restrictions associated with the property? No

Any easements, servitudes, or wayleaves? No

The existence of any public or private right of way? No


Mobile Signal

4G data and voice

Existing Planning Permission

Title: Extension and alterations to dwelling, Submitted Date: , Ref No: A190673, Decision: APPROVED SUBJECT TO CONDITIONS,

Decision Date: N/A




Directions

From Aberaeron proceed south-west on the A487 coast road as far as the village of Llanarth. At Llanarth drive through the village and turn right alongside the Llanina Arms Hotel onto the B4342 New Quay road. Keep on this road for some 1.5 miles you will pass the entrance to Quay West Holiday Resort on the right hand side. Proceed for a further 300 yards and you will see the entrance to Cwm Halen residential estate on your left hand side. Drive into the estate then take the third road on the left which will lead you to the entrance of Dolphin Court. You will see the property as the first property on the left hand side as you enter Dolphin Court.

Directions

From Aberaeron proceed south-west on the A487 coast road as far as the village of Llanarth. At Llanarth drive through the village and turn right alongside the Llanina Arms Hotel onto the B4342 New Quay road. Keep on this road for some 1.5 miles you will pass the entrance to Quay West Holiday Resort on the right hand side. Proceed for a further 300 yards and you will see the entrance to Cwm Halen residential estate on your left hand side. Drive into the estate then take the third road on the left which will lead you to the entrance of Dolphin Court. You will see the property as the first property on the left hand side as you enter Dolphin Court.

Energy Efficiency Rating

	Current	Potential
Very energy efficient - lower running costs		
(92+) A		
(81-91) B		
(69-80) C		78
(55-68) D	69	
(39-54) E		
(21-38) F		
(1-20) G		
Not energy efficient - higher running costs		
England, Scotland & Wales		EU Directive 2002/91/EC 

For further information or
to arrange a viewing on this
property please contact :

Aberaeron Office
4 Market Street
Aberaeron
Ceredigion
SA46 0AS

T: 01545 571 600

E: aberaeron@morgananddavies.co.uk

<http://www.morgananddavies.co.uk>



Regulated by

RICS