

Beautiful FOUR BEDROOM cottage by Taplow Lake with open-plan living and garden retreat nestled in a peaceful setting beside the tranquil waters of Taplow Lake, this stylish FOUR BEDROOM home offers the perfect blend of contemporary living and natural beauty.

The heart of the home is a spacious open-plan kitchen and dining area, ideal for entertaining or relaxed family meals, complete with modern fittings, sleek countertops, and ample natural light.


Additional separate living rooms provide a cozy retreat, perfect for unwinding in the evenings or hosting guests along with downstairs WC.


Upstairs, FOUR generously sized bedrooms offer comfortable accommodation, with bright and spacious landing area alongside family bathroom. Step outside to a private patio area, perfect for summer dining and an ideal space for children, pets, or simply enjoying the outdoors. This exceptional property combines the charm of lakeside living with the convenience of modern design - an opportunity not to be missed.




Property Information


- 


FOUR DOUBLE BEDROOMS
- 

LAKESIDE VIEWS
- 


PERIOD PROPERTY OF CHARACTER
- 


SHORT WALK TO RIVERSIDE
- 

THREE BATHROOMS
- 

CHAIN FREE
- 

0.9 MILES FROM TAPLOW STATION
(EIZABETH LINE)
- 

SHORT WALK TO TAPLOW RETAIL PARK
- 

OPEN PLAN KITCHEN
- 

DOUBLE GARAGE



x4

Bedrooms



x3

Reception Rooms



x2

Bathrooms



x1

Parking Spaces



Y

Garden



Y

Garage

Transport Links

NEAREST STATIONS:

Taplow (0.9 miles)
Burnham (1.2 miles)
Maidenhead (2.2 miles)

The M4 (jct 7) is approximately 2 miles distant, as is the M40 (jct 2) and these in turn provide access to the M25, M3 and Heathrow Airport. British Rail connections to Paddington are available from Burnham and Maidenhead. Direct train links in to London Waterloo are available from Windsor & Eton Riverside station.

Location

Taplow Station is one of the stations to be served by Crossrail 'The Elizabeth Line' will travel through London connecting Reading in the west and to Shenfield in the east meaning the heart of the West End (Bond Street) will be just 38 minutes away. There are excellent road links providing easy access to the M4 and M25. This property is located less than 5 minutes walk to Taplow Station.

The Bishop Centre is close by with a wide range of lifestyle retail stores. Sainsbury's, Waitrose and Tesco all have stores within a mile of the development. Maidenhead town centre provides a wealth of national and local shops in and around the Nicholson Shopping Centre, as well as sports facilities and night-life venues.

Water dominates the area, the River Thames and Jubilee River at Maidenhead are picturesque and attractive to walk along or a magnet for water sports - rowers, barges and pleasure boats. The Thames Maidenhead Rowing Club has its base nearby and the purpose-built rowing venue at Dorney Lake is to the south. There are several good golf courses within a close proximity.

Schools

PRIMARY SCHOOLS:

Oldfield Primary School
1.8 miles away State school

Braywick Court School
2.5 miles away State school

St Nicholas' CofE School
1.2 miles away State school

St Luke's CofE School
1.9 miles away State school

Lent Rise Primary School
1.9 miles away State school

SECONDARY SCHOOLS:
Desborough College
2.4 miles away State school

Holyport College
4.6 miles away State school

Forest Bridge School School
2.6 miles away State school

Council Tax

Floor Plan

