








Maypole Road is a sought after residential area located in Taplow. This quiet cul-de-sac is situated a stone's throw away from Taplow train station (Elizabeth Line) and the Bishops Centre which provides access to local supermarkets, shops and restaurants. Perfectly located for all commuters and is the ideal first time purchase.

The property itself is a ONE bedroom ground floor maisonette offered with low monthly charges. The apartment has an open plan living/kitchen area, separate bedroom and bathroom. There is an allocated parking bay ensuring you will never struggle for parking, there is also ample on street parking for any visitors.



Property Information

-  DOUBLE BEDROOM
-  POPULAR RESIDENTIAL AREA
-  GROUND FLOOR MAISONETTE
-  CUL DE SAC LOCATION
-  WALKING DISTANCE TO TAPLOW STATION (ELIZABETH LINE)
-  ALLOCATED OFF STREET PARKING

					
x1	x1	x1	x1	N	N
Bedrooms	Reception Rooms	Bathrooms	Parking Spaces	Garden	Garage

Transport Links

NEAREST STATIONS:

- Taplow (0.5 miles)
- Burnham (1.2 miles)
- Maidenhead (2.2 miles)

The M4 (jct 7) is approximately 2 miles distant, as is the M40 (jct 2) and these in turn provide access to the M25, M3 and Heathrow Airport. British Rail connections to Paddington are available from Burnham and Maidenhead. Direct train links in to London Waterloo are available from Windsor & Eton Riverside station.

Location

Taplow Station is one of the stations to be served by Crossrail 'The Elizabeth Line' will travel through London connecting Reading in the west and to Shenfield in the east meaning the heart of the West End (Bond Street) will be just 38 minutes away There are excellent road links providing easy access to the M4 and M25. This property is located less than 5 minutes walk to Taplow Station.

The Bishop Centre is close by with a wide range of lifestyle retail stores. Sainsbury's, Waitrose and Tesco all have stores within a mile of the development. Maidenhead town centre provides a wealth of national and local shops in and around the Nicholson Shopping Centre, as well as sports facilities and night-life venues.

Water dominates the area, the River Thames and Jubilee River at Maidenhead are picturesque and attractive to walk along or a magnet for water sports - rowers, barges and pleasure boats. The Thames Maidenhead Rowing Club has its base nearby and the purpose-built rowing venue at Dorney Lake is to the south. There are several good golf courses within a close proximity

Lease Details

Service Charge , ground rent £1900 annually
Lease Length Remaining - 87 years

Council Tax

Band C

Floor Plan

