







This EXTENDED SEMI-DEATCHED family home is situated on Bowyer Drive in Cippenham Village. Bowyer Drive is located within the heart of a popular residential areas and provides easy access to a number of good local schools such as The Westgate School. Burnham train station (Elizabeth Line) is located just 0.6 miles away and provides a direct line into Central London.

The property itself is being sold with NO ONWARD CHAIN and is ready to move at your desired timescales. Internally the accommodation is spread across two floors. The ground floor is where you'll find the main 25ft lounge room, this room leads into the extension at the rear which is ideal to be used as a dining room. A separate kitchen completes the ground floor. Upstairs is home to all THREE good sized bedrooms and the modern family bathroom. The property has been very well maintained and is ready for the next owners to move straight in.

To the rear is a private and enclosed rear garden which is mainly laid to lawn. The size of the garden is very generous and provides potential to extend further stpp. A garage and private driveway provides allocated parking for several cars.



Property Information

-  SOLD WITH NO ONWARD CHAIN
-  EXTENDED TO THE REAR
-  GARAGE & DRIVEWAY PARKING
-  LARGE REAR GARDEN
-  0.6 MILES TO TAPLOW BURNHAM STATION (ELIZABETH LINE)
-  FREEHOLD
-  THREE BEDROOMS
-  TWO RECEPTION ROOMS
-  POTENTIAL TO EXTEND FURTHER STPP


x3
Bedrooms


x1
Reception Rooms


x1
Bathrooms


x2
Parking Spaces


Y
Garden

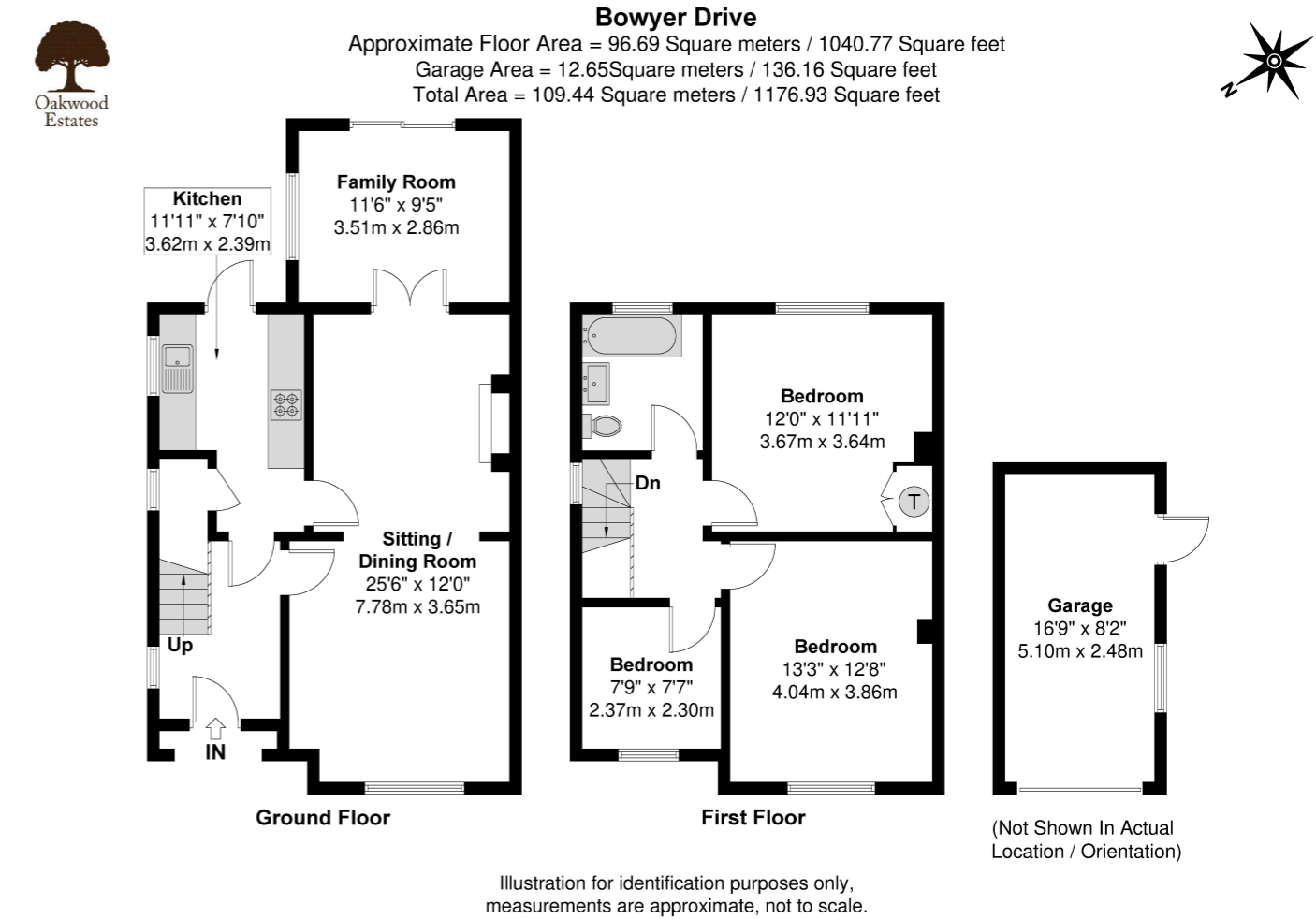

Y
Garage

Transport Links

Nearest stations:
Burnham (0.6 miles)
Taplow (1.9 miles)
Slough (2.1 miles)

Located a short distance away from M4 junction 7, which provides fast and easy access to Central London, Heathrow Airport and the M25 and M40 motorway network. A direct line to London Waterloo is available from Windsor & Eton Riverside station.

Floor Plan



Prospective purchasers should be aware that these sales particulars are intended as a general guide only and room sizes should not be relied upon for carpets or furnishing. We have not carried out any form of survey nor have we tested any appliance or services, mechanical or electrical. All maps are supplied by Goview.co.uk from Ordnance Survey mapping. Care has been taken in the preparation of these sales particulars, which are thought to be materially correct, although their accuracy is not guaranteed and they do not form part of any contract.

