









This perfect first time purchase is located at the end of a quiet cul de sac which is perfect for families and young professionals alike. Several sought after local schools such as St Peter's CofE School, Our Lady Of Peace School and Burnham Grammar School are all a short walk away. Burnham village High Street is less than 200 yards from your front door and Burnham train station (Elizabeth Line) is also easily accessible.

This FREEHOLD home offers everything that a young family could possibly need. It comprises of a spacious dual aspect lounge/dining area which is blessed with natural light throughout. A separate well maintained kitchen completes the ground floor. All THREE good size bedrooms and the family bathroom are located on the first floor.

The property offers a private rear garden which benefits from rear access and a garage in a block opposite the property.



Property Information

-  FREEHOLD
-  THREE BEDROOMS
-  WALKING DISTANCE OF BURNHAM HIGH STREET
-  IDEAL FIRST TIME PURCHASE
-  GARAGE
-  0.6 MILES TO BURNHAM GRAMMAR SCHOOL
-  PRIVATE REAR GARDEN

					
x3	x1	x1	0	Y	Y
Bedrooms	Reception Rooms	Bathrooms	Parking Spaces	Garden	Garage

Transport Links

NEAREST STATIONS:

- Burnham (1.3 miles)
- Taplow (1.8 miles)
- Maidenhead (3.4 miles)

The M4 (jct 7) is approximately 1 mile distant, as is the M40 (jct 2) and these in turn provide access to the M25, M3 and Heathrow Airport. British Rail connections to Paddington are available from Burnham and Maidenhead. A direct train line to London Waterloo is available from Windsor & Eton Riverside Station.

Location

Burnham offers a good range of shops for day-to-day needs while further more extensive shopping facilities can be found in nearby Maidenhead, Windsor and Beaconsfield. Leisure pursuits include golf at Burnham Beeches and horse racing at Ascot and Windsor. In addition there are many attractive walks in the grounds of Cliveden, Windsor Great Park and Burnham Beeches.

Schools in this area include PRIMARY SCHOOLS: St Peter's Church of England Primary School, Priory School, Our Lady of Peace Catholic Primary and Nursery School and Lent Rise School.

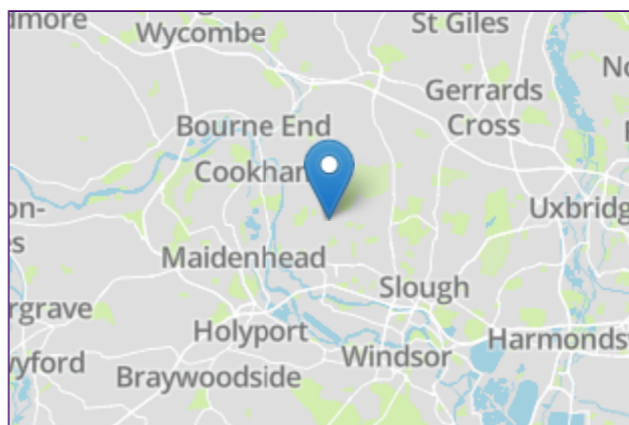
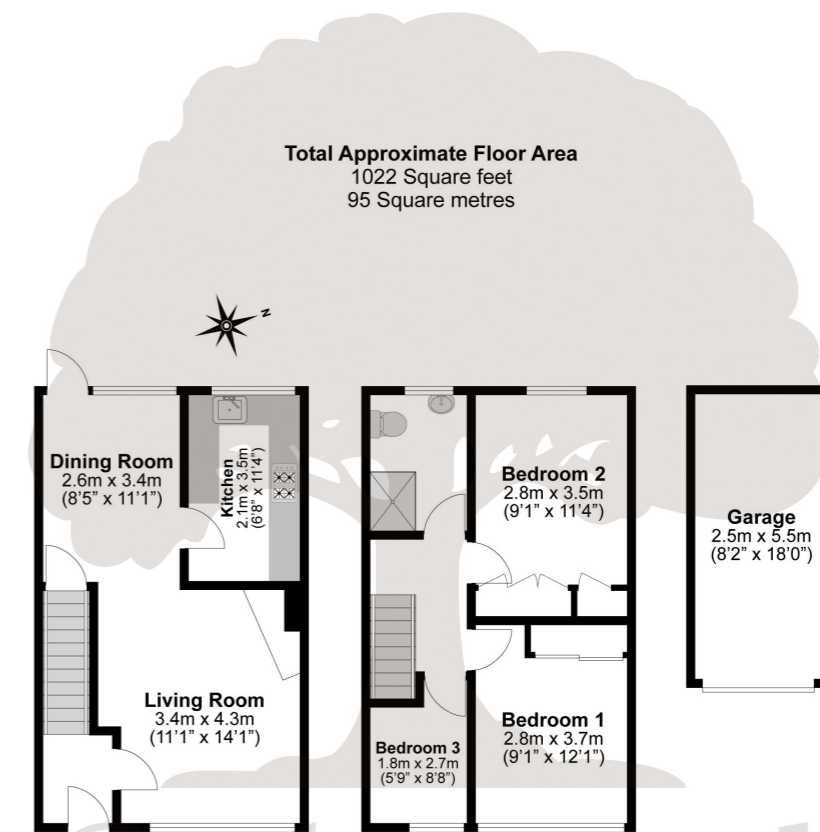
SECONDARY SCHOOLS: Burnham Grammar

Burnham and Taplow British Rail Stations are served by Crossrail. 'The Elizabeth Line' travels through London connecting Reading in the west and to Shenfield in the east meaning the heart of the West End (Bond Street) is just 38 minutes away. There are excellent road links providing easy access to the M4 and M25.

Council Tax

Band D

Floor Plan



Prospective purchasers should be aware that these sales particulars are intended as a general guide only and room sizes should not be relied upon for carpets or furnishing. We have not carried out any form of survey nor have we tested any appliance or services, mechanical or electrical. All maps are supplied by Goview.co.uk from Ordnance Survey mapping. Care has been taken in the preparation of these sales particulars, which are thought to be materially correct, although their accuracy is not guaranteed and they do not form part of any contract.