














Nestled in a picturesque and extremely convenient location, this beautifully finished five bedroom detached family home offers the perfect blend of elegance, comfort, and modern living, with its charming beautifully landscaped garden and all within a short drive of Maidenhead town centre and railway station.

Upon entering this stunning home, you are greeted by a spacious and welcoming entrance hall that sets the tone for the rest of the house. The ground floor features a generously sized living room, bathed in natural light from large windows, creating a warm and inviting atmosphere. The heart of the home is the kitchen/dining/family area with its sleek granite countertops, integrated appliances and ample storage. There is also a separate family room along with a utility room, cloakroom and access to the integral double garage on the ground floor.

The property offers five well-proportioned bedrooms. The principal bedroom is a true retreat, featuring a large walk-in wardrobe and a luxury en-suite shower room. The additional four bedrooms are equally spacious, providing flexibility for family living, home offices, or guest accommodation. A modern family bathroom and an en-suite shower room also serve the 1st floor.

Just a few minutes walk from the house is a footpath which leads you out onto the beautiful National Trust land, offering countryside walks on your doorstep. Pinkneys Green and Maidenhead Thicket are both easily accessible from here, making it an idyllic spot for a run or a walk in beautiful rural surroundings.



-  PRIME LOCATION TO NEWLANDS GIRLS SCHOOL
-  5 DOUBLE BEDROOMS
-  LARGE KITCHEN/DINING/FAMILY ROOM
-  UTILITY
-  SHORT DRIVE OF TOWN CENTRE AND STATION
-  SECURE GATED DEVELOPMENT
-  3 BATH/SHOWER ROOMS
-  TWO FURTHER RECEPTION ROOMS
-  INTEGRAL DOUBLE GARAGE
-  IMMACULATELY PRESENTED FAMILY HOME

					
x5	x2	x3	x2	Y	Y
Bedrooms	Reception Rooms	Bathrooms	Parking Spaces	Garden	Garage

**Outside**

One of the highlights of this property is the beautifully landscaped rear garden. This private outdoor space is meticulously maintained, featuring a lush lawn, shrub borders and a lovely patio area, ideal for alfresco dining and summer gatherings. To the front the property benefits from block pavior drive which provides ample parking and access to the integral double garage.

**Location**

The property is ideally located for the commuter, being just over two miles from Maidenhead Train Station which forms part of the Crossrail network and a short distance to the A308 providing access to the M4 and M40). Maidenhead is a large town in the Royal Borough of Windsor and Maidenhead, in Berkshire offering a good range of well known High Street retailers, complimented by a wide variety of independent and specialist stores.

**Schools And Leisure**

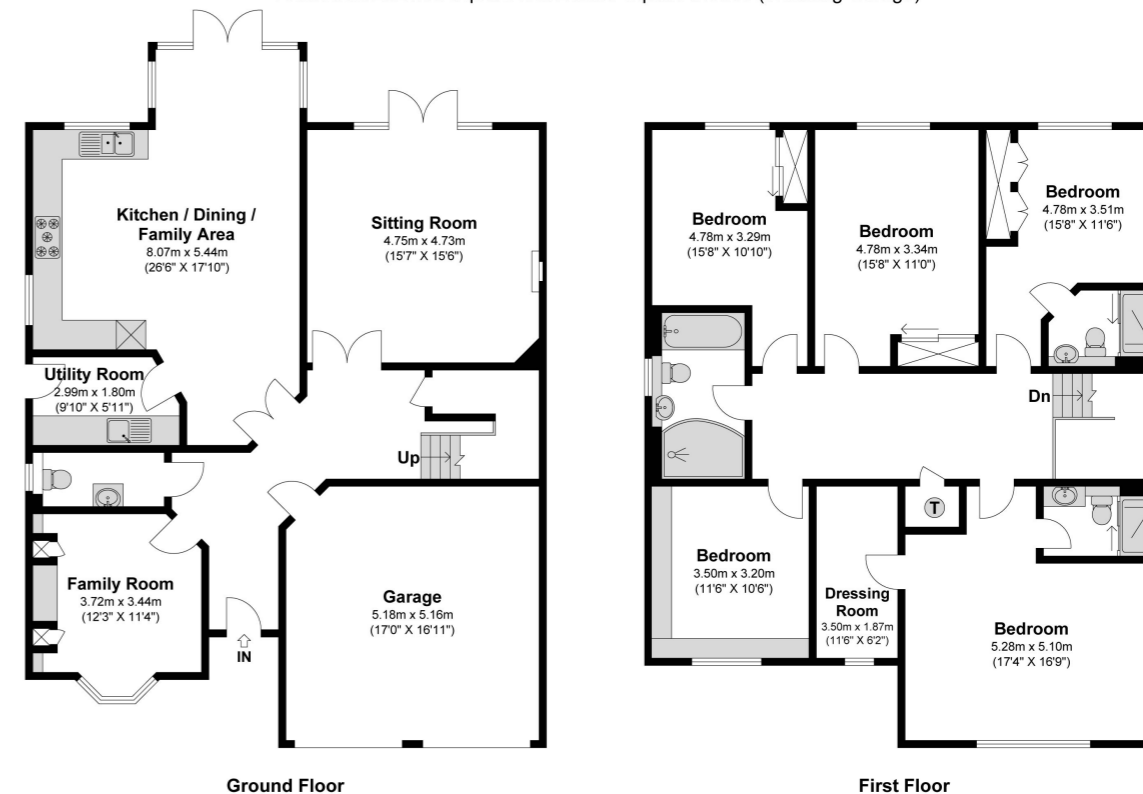
The property is located within catchment for Newlands Girls School and there is a good selection of other good and outstanding schools close by including Claire's Court Junior Boys School There are numerous local sports clubs including tennis, rugby, rowing and football, various fitness centres and racing at Ascot and Windsor. The River Thames can also be accessed at Maidenhead with many walks to be enjoyed along the Thames Path. The local area has many walking trails, including the National Trust woodland at Maidenhead Thicket and Pinkneys Green. Nearby amenities include numerous golf courses, Braywick Leisure centre, a multiplex cinema, shops and restaurants.

**Council Tax**  
Band G



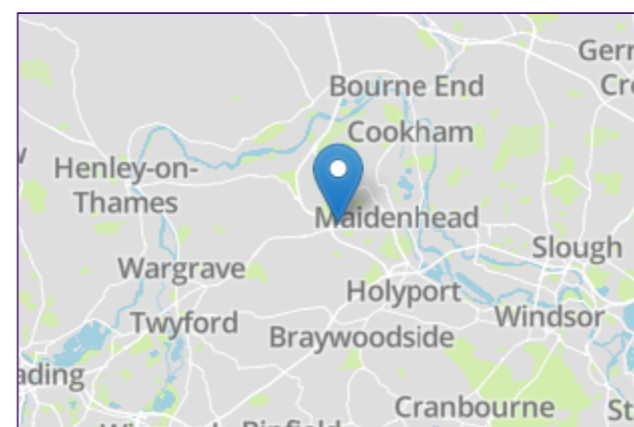
**Henden Mews**

Approximate Floor Area  
2341.36 Square feet 217.52 Square metres (Excluding Garage)  
Garage Area 283.52 Square feet 26.34 Square metres  
Total Area 2624.88 Square feet 243.86 Square metres (Including Garage)



Illustrations are for identification purposes only, measurements are approximate, not to scale

Prospective purchasers should be aware that these sales particulars are intended as a general guide only and room sizes should not be relied upon for carpets or furnishing. We have not carried out any form of survey nor have we tested any appliance or services, mechanical or electrical. All maps are supplied by Goview.co.uk from Ordnance Survey mapping. Care has been taken in the preparation of these sales particulars, which are thought to be materially correct, although their accuracy is not guaranteed and they do not form part of any contract.



Energy Efficiency Rating		Current	Potential
Very energy efficient - lower running costs			
(92+)	A		
(81-91)	B		
(69-80)	C	79	84
(55-68)	D		
(39-54)	E		
(21-38)	F		
(1-20)	G		
Not energy efficient - higher running costs			
England, Scotland & Wales		EU Directive 2002/91/EC	