




Set on a wide plot, the property enjoys a mature wrap-around garden that creates both privacy and an inviting outdoor space to relax or entertain. A neatly landscaped front garden enhances the approach, while a driveway leads to a double garage, offering ample off-street parking and secure storage.










Inside, the home has been tastefully modernised and is ready for immediate occupation. The contemporary kitchen is finished to a high standard with integrated appliances and plenty of workspace, while the stylish bathroom provides a sleek, modern feel. All three bedrooms are well-sized and full of natural light, offering flexibility for family life, home working, or guest accommodation.

With an added conservatory that flow seamlessly to the garden, the main reception is situated at the front of the house creating an airy and light-filled atmosphere. This home offers a lifestyle of comfort and convenience, ideal for downsizers, young families, or anyone seeking a low-maintenance in a prime location.





Property Information

-  NO ONWARD CHAIN
-  DOUBLE GARAGE
-  CUL DE SAC LOCATION
-  MODERN KITCHEN & SHOWER ROOM
-  DETACHED BUNGALOW
-  DESIRABLE LOCATION
-  DRIVEWAY PARKING
-  WRAP AROUND PRIVATE REAR GARDEN
-  FRONT & REAR GARDEN

					
x3	x2	x1	0	Y	Y
Bedrooms	Reception Rooms	Bathrooms	Parking Spaces	Garden	Garage

Location

The property is ideally located for the commuter, being less than 2 miles from Maidenhead Train Station which forms part of the Crossrail network and a short distance to the A308 providing access to the M4 and M40). Maidenhead is a large town in the Royal Borough of Windsor and Maidenhead, in Berkshire offering a good range of well known High Street retailers, complimented by a wide variety of independent and specialist stores. Maidenhead is a busy commuter town with excellent road and rail links making it a sought after location for businesses. Maidenhead train station is served by local services operated by First Great Western from London Paddington to Reading, and is also the junction for the Marlow Branch Line. Maidenhead is included within the Crossrail scheme.

Floor Plan

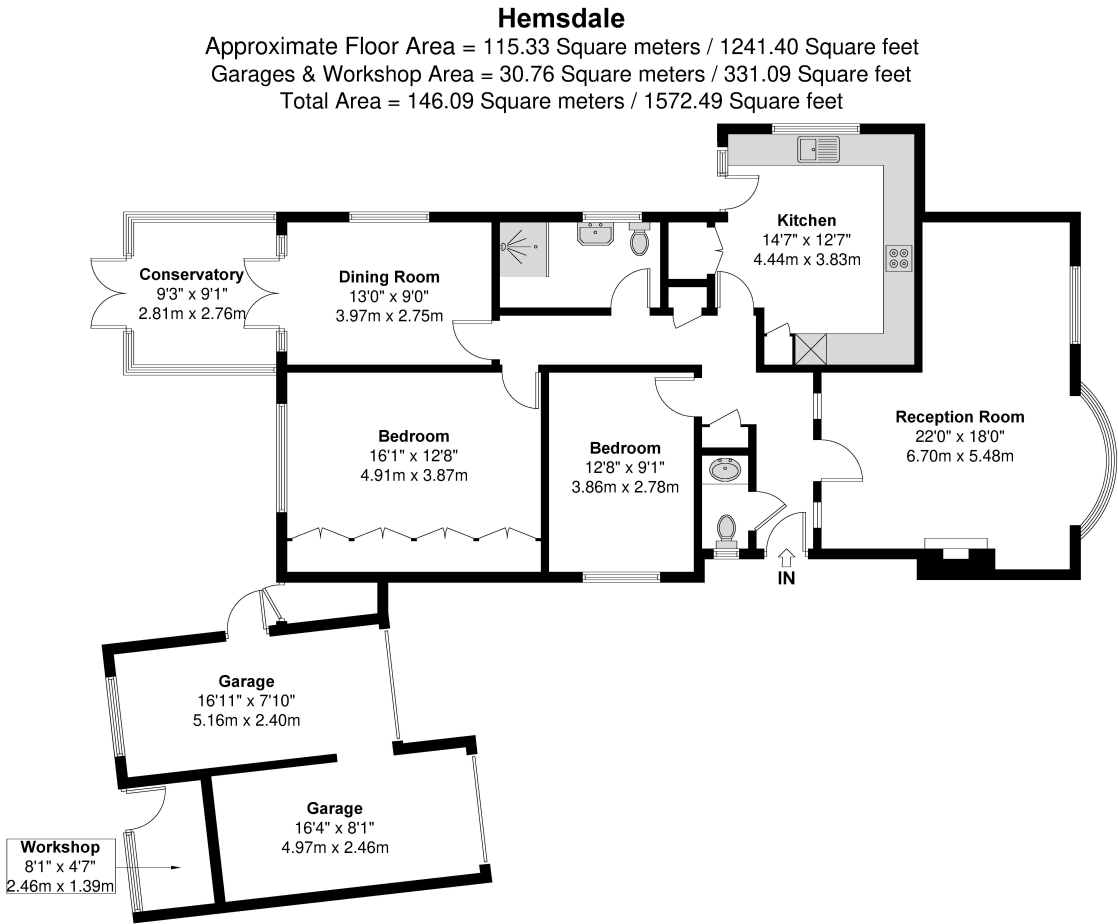


Illustration for identification purposes only, measurements are approximate, not to scale.

Prospective purchasers should be aware that these sales particulars are intended as a general guide only and room sizes should not be relied upon for carpets or furnishing. We have not carried out any form of survey nor have we tested any appliance or services, mechanical or electrical. All maps are supplied by Goview.co.uk from Ordnance Survey mapping. Care has been taken in the preparation of these sales particulars, which are thought to be materially correct, although their accuracy is not guaranteed and they do not form part of any contract.

