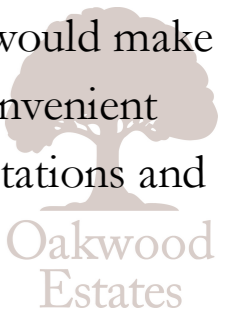








Set on a large plot, this immaculately presented four double bedroom detached family home in the picturesque village of Datchet is offered to the market in a fantastic condition. The property offers spacious living accommodation with the ground floor featuring three receptions including a 14ft living room, a 14ft family room and an office. There is also a 27ft open plan kitchen/dining room with a middle island, a utility/W.C and large entrance hall. To the first floor there are four double bedrooms two of which have en-suites, and a fully tiled modern family bathroom. Externally the rear garden is spacious and private with a large lawn and patio area. The front of house provides driveway parking for several cars. This property would make for a great family purchase due to its considerable size and convenient location just a short distance to Datchet and Sunnymedes train stations and within a short drive to the M4 and Heathrow.



Property Information

-  FOUR BED DETACHED PROPERTY
-  DRIVEWAY PARKING FOR SEVERAL CARS
-  THREE RECEPTION ROOMS
-  EPC PENDING
-  LARGE GARDEN
-  TWO EN-SUITE BATHROOMS
-  COUNCIL TAX BAND F
-  27FT OPEN PLAN KITCHEN/DINER

					
x4	x3	x3	x6	Y	N
Bedrooms	Reception Rooms	Bathrooms	Parking Spaces	Garden	Garage

External

To the front of the property there is a large driveway providing off-street parking for up to six cars. To the rear there is a large garden mainly laid to lawn with a patio area.

Transport Links

Train stations:
 Sunnymeads (0.9 miles)
 Datchet (1.1 miles)
 Wraysbury (2.4 miles)

The M4 (J5) which is about a mile away, provides access to Heathrow, London, the West Country and the M25.

Location

Horton Road is situated in the picturesque Thameside village of Datchet. A range of shopping facilities for day-to-day needs are available in Datchet, whilst further amenities may be found in Windsor and Slough. Educational facilities in the area both state and private are excellent. Sporting facilities in the area include golf at Datchet, The Royal Berkshire, horse riding in Windsor Great Park, horse racing at Windsor and Ascot, boating on some stretches of the River Thames.

Schools

PRIMARY SCHOOLS:
 Datchet St Mary's CofE Primary School
 0.9 miles away State school

Wraysbury Primary School
 1.2 miles away State school

Holy Family Catholic Primary School
 1.5 miles away State school

Eton End School Trust (Datchet) Limited
 1.5 miles away Independent school

Castleview Primary School
 1.6 miles away State school

SECONDARY SCHOOLS:
 Churchmead Church of England (VA) School
 1.1 miles away State school

Ditton Park Academy
 1.6 miles away State school

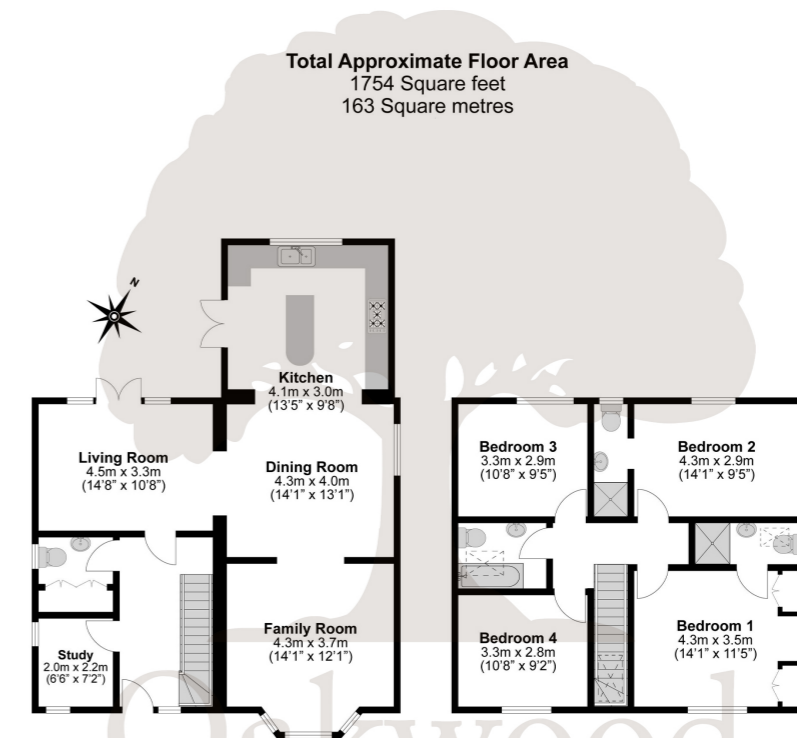
Langley Grammar School
 1.7 miles away Grammar school

St Peter's Church of England Middle School
 1.9 miles away State school

The Langley Academy
 2 miles away State school

Council Tax
 Band F

Floor Plan



Illustrations are for identification purposes only, measurements are approximate, not to scale.

Prospective purchasers should be aware that these sales particulars are intended as a general guide only and room sizes should not be relied upon for carpets or furnishing. We have not carried out any form of survey nor have we tested any appliance or services, mechanical or electrical. All maps are supplied by Goview.co.uk from Ordnance Survey mapping. Care has been taken in the preparation of these sales particulars, which are thought to be materially correct, although their accuracy is not guaranteed and they do not form part of any contract.

