

18 Stow Park Drive, Newport. NP20 4BD
£189,950
Tenure Freehold

- PERFECT FOR FIRST TIME BUYERS
- SEMI DETACHED HOUSE
- 2 DOUBLE BEDROOMS
- FIRST FLOOR BATHROOM
- LIVING ROOM OPENING TO REFITTED KITCHEN/DINING ROOM
- UPVC DOUBLE GLAZING & COMBI BOILER
- DOUBLE DRIVEWAY
- MATURE FRONT & REAR GARDENS
- OWNED SOLAR PANELS GENERATING AN INCOME
- GUIDE PRICE £189,950 - £199,950

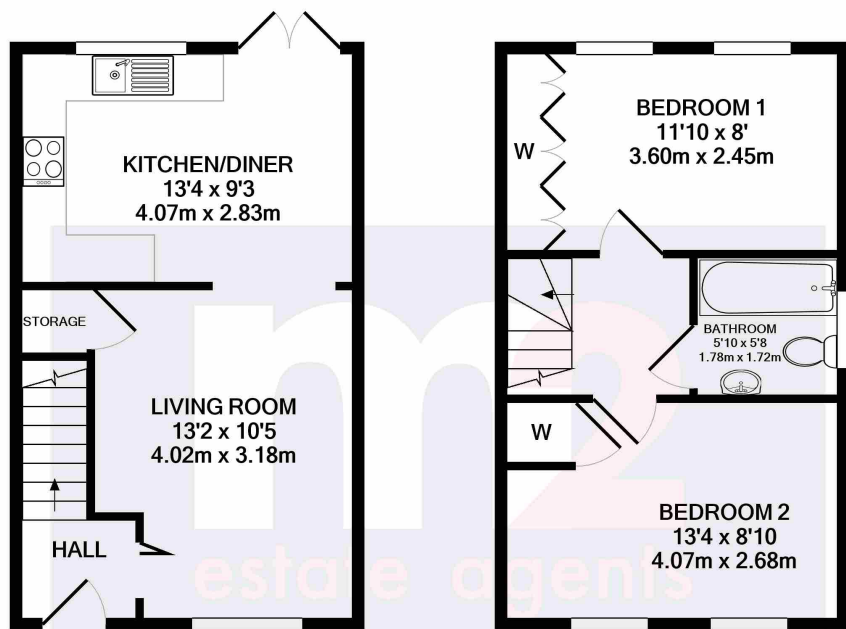
Situated in a convenient, sought after location closed to Bellevue Park is this well presented, two double bedroom, semi detached house, within walking distance to Newport city centre, the Royal Gwent Hospital, railway station, supermarkets whilst also having the easiest of access to junction 27 of the M4.

well presented throughout the property benefits from accommodation briefly comprising to the ground floor: entrance hall, living room opening to refitted kitchen diner with French doors opening to rear. On the first floor: two double bedrooms both with fitted wardrobes & bathroom. Outside, to the front is a double driveway providing off-road parking with lawn area and gated side access to the rear. To the rear a good size patio area with steps up to mature garden.

The property further benefits from having a Worcester condensing combi boiler, modern UPVC double glazing and solar panels generating an income and reducing electricity bills.

Services:

Council Tax Band:




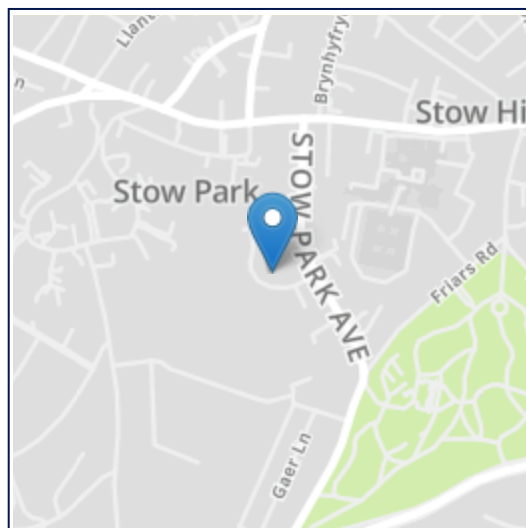
GROUND FLOOR
APPROX. FLOOR
AREA 300 SQ.FT.
(27.9 SQ.M.)

1ST FLOOR
APPROX. FLOOR
AREA 300 SQ.FT.
(27.9 SQ.M.)

TOTAL APPROX. FLOOR AREA 600 SQ.FT. (55.8 SQ.M.)

Whilst every attempt has been made to ensure the accuracy of the floor plan contained here, measurements of doors, windows, rooms and any other items are approximate and no responsibility is taken for any error, omission, or mis-statement. This plan is for illustrative purposes only and should be used as such by any prospective purchaser. The services, systems and appliances shown have not been tested and no guarantee as to their operability or efficiency can be given

Made with Metropix ©2021



All room sizes are approximate. Electrical installations, plumbing, central heating and drainage installations are noted on the basis of a visual inspection only. They have not been tested and no warranty of condition or fitness for purpose is implied in their inclusion. Potential purchasers are warned that they must make their own enquiries as to the condition of the appliances, installations or any element of the structure or fabric of the property.

M2 Estate Agents for themselves and for the Vendors and Lessors of this property whose agents they give notice that, (i) the particulars are set out as a general outline only for the guidance of the intended Purchasers or Lessors, and do not constitute part of an offer or contract (ii) all descriptions, dimensions, reference to condition and necessary permissions for the use and occupation and other details are given without responsibility and any intending Purchasers or Tenants should not rely on them as statements or representations of fact but satisfy themselves by inspection or otherwise as to the correctness of each of them (iii) no person in the employment of M2 Estate Agents has any authority to make or give any representation or warranty whatever in relation to this property.