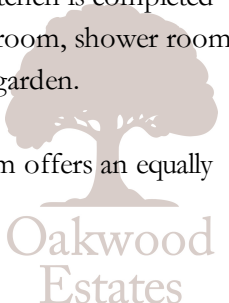


This incredible SEMI-DETACHED house is located within the heart of Taplow Village and on the door step of two of the most highly sought after schools in the local area. Hag Hill is the perfect location for a young family looking for their long term family home. The highly desired Lent Rise School is half a mile away and Burnham Grammar is only a short walk away, ensuring that families of all ages can benefit from the location.


For anyone looking to commute into the city, this wonderful village location also benefits from the Elizabeth Line which can be found at both Taplow train station (0.6 miles away) and Burnham train station (0.8 miles away). M4 junction 7 is also around the corner and provides a direct link into London.


The property offers Bay Fronted windows to the front and maintains the original look of the property. Internally the home is spread across two floors, on the ground floor there is a welcoming entrance hall which provides access into all reception rooms. The first reception room is the lounge, this room offers a cozy retreat with an open fire. Just further along the corridor we enter the second reception room offering private dining space for entertaining family and friends. The kitchen/diner is absolutely stunning and is perfect to be the "hub of the home". The extension to the rear has doubled the size of this room and the French doors completely immerse this space with natural light. The modern kitchen is completed with integrated appliances and also leads to the separate annex living. The annex offers One Double Bedroom, shower room and to the rear of the annex is a beautiful conservatory space which overlooks the extensive garden.


Upstairs the property offers Three double bedrooms with a stunning family bathroom. The Master room offers an equally stunning En-Suite to the front of the property.





Property Information


- 


FOUR BEDROOMS
- 


BAY FRONTED LIVING
- 

CHAIN FREE
- 

DRIVEWAY PARKING
- 

SEPERATE ANNEX
- 

THREE BATHROOMS
- 

FREEHOLD
- 

IMMACULATE AND BEAUTIFULLY PRESENTED THROUGHOUT



x3

Bedrooms



x3

Reception Rooms



x3

Bathrooms



x3

Parking Spaces



Y

Garden



N

Garage

Transport Links

Nearest stations:
Taplow (0.6 miles)
Burnham (1.8 miles)
Maidenhead (2.8 miles)

The M40 (junction 2) can be joined at Beaconsfield linking with the M25. The M4 (junction 7 approximately one mile away) also provides access to the M25 and the national road network giving access to London, Heathrow and the west. There is a mainline railway station in Burnham, offering services to Paddington as well as access to the Elizabeth Line. A direct trainline to London Waterloo is available from Windsor & Eton Riverside station.

Location

Taplow Station is one of the stations to be served by Crossrail. 'The Elizabeth Line' travels through London connecting Reading in the west and to Shenfield in the east meaning the heart of the West End (Bond Street) will be just 38 minutes away. There are excellent road links providing easy access to the M4 and M25. This property is located a short walk to Taplow Station.

The Bishop Centre is close by with a wide range of lifestyle retail stores. Sainsbury's, Waitrose and Tesco all have stores within a mile of the development. Maidenhead town center provides a wealth of national and local shops in and around the Nicholson Shopping Centre, as well as sports facilities and night-life venues.

Water dominates the area, the River Thames and Jubilee River at Maidenhead are picturesque and attractive to walk along or a magnet for water sports - rowers, barges and pleasure boats. The Thames Maidenhead Rowing Club has its base nearby and the purpose-built rowing venue at Dorney Lake is to the south.

The surrounding area provides excellent schooling for children of all ages both in the private and state sector, the state sector still being run on the popular grammar school system. Sporting/leisure facilities abound in the area with many notable golf

courses, riding and walking in Burnham Beeches. Cliveden, the famous National Trust property is nearby and there are numerous sports clubs including tennis, rugby and football, various fitness centres and racing at Ascot and Windsor. The River Thames, Jubilee River and Dorney Lake are within easy reach, being less than two miles away.

Schools

PRIMARY SCHOOLS:
Lent Rise School
0.5 miles away State school

St Peter's CofE School
1.4 miles away State school

Our Lady of Peace Catholic Primary School
1.3 miles away State school

Priory School
1.4 miles away State school

Lynch Hill Primary School
1.8 miles away State school

SECONDARY SCHOOLS:
Burnham Grammar School
1.4 miles away State school

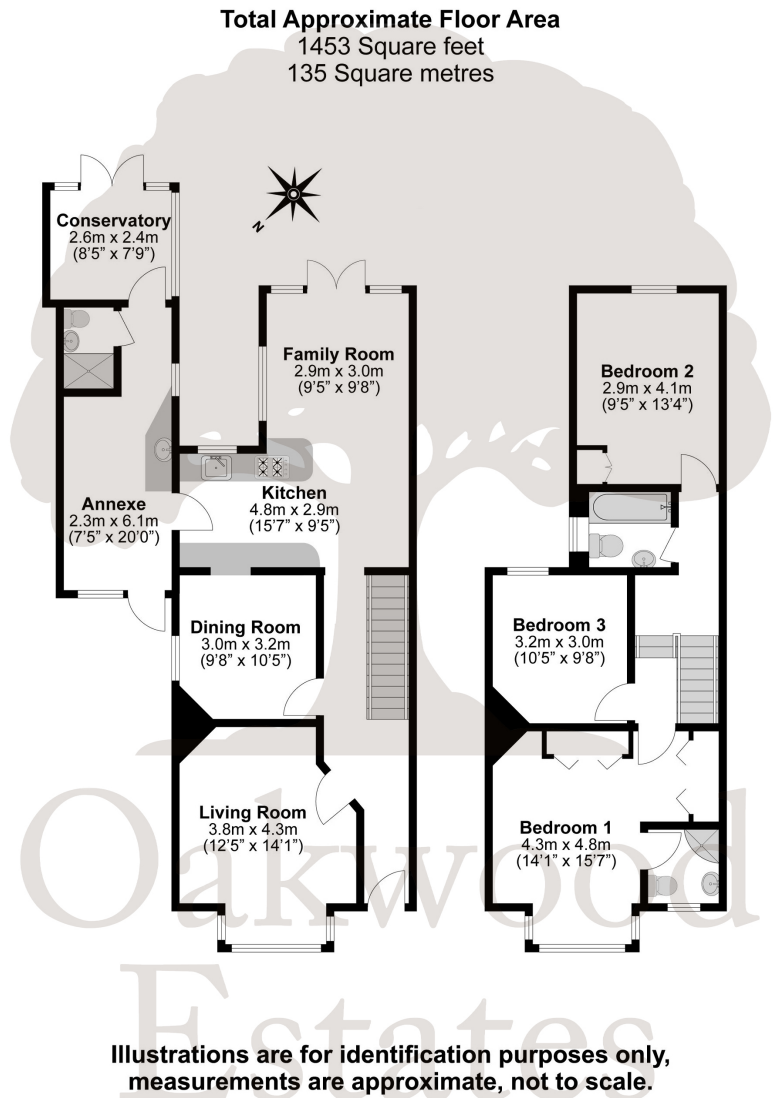
Haybrook College
1.7 miles away State school

Al-Madani Independent Grammar School
1.4 miles away Independent school

Council Tax

Band E

Floor Plan



Prospective purchasers should be aware that these sales particulars are intended as a general guide only and room sizes should not be relied upon for carpets or furnishing. We have not carried out any form of survey nor have we tested any appliance or services, mechanical or electrical. All maps are supplied by Goview.co.uk from Ordnance Survey mapping. Care has been taken in the preparation of these sales particulars, which are thought to be materially correct, although their accuracy is not guaranteed and they do not form part of any contract.

