



£90pppw £1,955.35 pcm

- 90PPPW
- 01/07/2020
- 5 BEDROOMS
- 2 LARGE BATHROOMS WITH BATHS
- MODERN KITCHEN





Harold Terrace

82 Harold Terrace, Hyde Park, Leeds, LS6 1LD

£90pppw £1,955.35 pcm

£90 PPPW - 5 BEDROOMS - AVAILABLE 01.07.2020

We are pleased to offer this modern, beautifully presented 5 bedroom student house, situated on Harold Terrace, approx 10-15 minutes walk from the main university campus and close to a variety of local amenities. Having a newly fit large white gloss kitchen, separate lounge, two fantastic full bathroom suites, and 5 large double bedrooms, this one will not be around for long!

Ground Floor

Lounge (Reception)

3.63m x 3.45m (11' 11" x 11' 4")
With central heating radiator, double glazed window overlooking Harold Terrace.

Kitchen

12'3 x 11'3 (3.73m x 3.43m)
Stainless steel sink unit with tiled splash backs. Built-in stainless steel gas hob and electric oven. Modern wall & base units. Plumbed for automatic washer. Gas boiler. Radiator. Access to rear.

First Floor

Bathroom One

Modern white suite with electric shower over bath and tiled around. Radiator. Extractor fan. Tiled floor.

Bathroom Two

Modern white suite with electric shower over bath and tiled around. Radiator. Extractor fan. Tiled floor.

Bedroom Three

11'10 x 8'4 (3.61m x 2.54m)
Radiator, Double Glazed window with tiled reveal.

Second Floor

Bedroom Four

11'11 max x 11'4 max (3.63m max x 3.45m max)
Radiator. Dormer window.

Bedroom Five

12'9 max x 11'11 (3.89m max x 3.63m)
Radiator. Double glazed velux window.

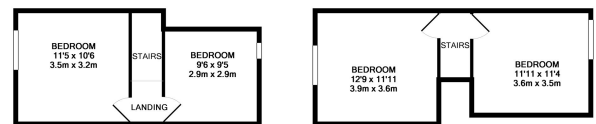
Basement

Bedroom One

9'6 x 9'5 (2.90m x 2.87m)
Radiator. Recessed spotlighting.

Bedroom Two

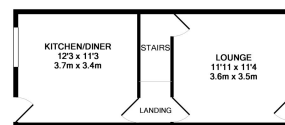
10'6 x 11'5 (3.20m x 3.48m)
Radiator. Recessed spotlighting.



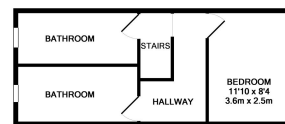
BASEMENT LEVEL
APPROX. FLOOR
AREA 207 SQ.FT.
(23.9 SQ.M.)

2ND FLOOR
APPROX. FLOOR
AREA 288 SQ.FT.
(26.6 SQ.M.)

TOTAL APPROX. FLOOR AREA 1166 SQ.FT. (108.3 SQ.M.)
While every attempt has been made to ensure the accuracy of the floor plan combined here, measurements of doors, windows, rooms and any other parts are approximate and no responsibility is taken for any error, omission, or mis-statement. This plan is for illustrative purposes only and should be used as such by any prospective purchaser. The services, fixtures and appliances shown have not been tested and no guarantee as to their operability or efficiency can be given.
Made with Measure 360/11



GROUND FLOOR
APPROX. FLOOR
AREA 311 SQ.FT.
(28.9 SQ.M.)



1ST FLOOR
APPROX. FLOOR
AREA 311 SQ.FT.
(28.9 SQ.M.)