




Situated in a popular cul-de-sac within Castlevue School catchment, as well as walking distance to three highly regarded grammar schools in the area, this semi-detached property has been greatly extended to create a commodious home suitable for a large family.

Extensions include a double storey rear extension and loft conversion, with further development potential to the side in the current garage space, subject to planning consent.

The ground floor features three reception rooms providing ample space for keeping living, dining and entertaining separate, there is also a downstairs cloakroom and modern fitted kitchen. The first floor offers four good size bedrooms all benefiting fitted wardrobes and access to a common shower room, whilst the top floor features an exceptional 17ft master bedroom with en-suite shower room and additional fitted cupboards.

Externally there is a block-paved driveway for up to three cars, whilst the west-facing rear garden is mostly laid to lawn.

The property stretches an impressive 1841 square feet internally including the garage.



Property Information


Floor Plan



FIVE BEDROOM SEMI-DETACHED PROPERTY




1841 SQUARE FT INCLUDING GARAGE TO THE SIDE




CASTLEVIEW CATCHMENT & WALKING DISTANCE TO THREE GRAMMAR SCHOOLS




17FT LOFT ROOM WITH EN-SUITE



DRIVEWAY PARKING FOR 3 CARS



LARGELY EXTENDED AND MODERNISED INTERNALLY



POTENTIAL FOR FURTHER DEVELOPMENT TO THE SIDE (STPP)



THREE BATHROOMS INCLUDING DOWNSTAIRS CLOAKROOM



THREE RECEPTION ROOMS INCLUDING IMPRESSIVE 18FT FAMILY ROOM AT THE BACK



x5

Bedrooms



x3

Reception Rooms



x3

Bathrooms



x3

Parking Spaces



Y


Garden



Y


Garage

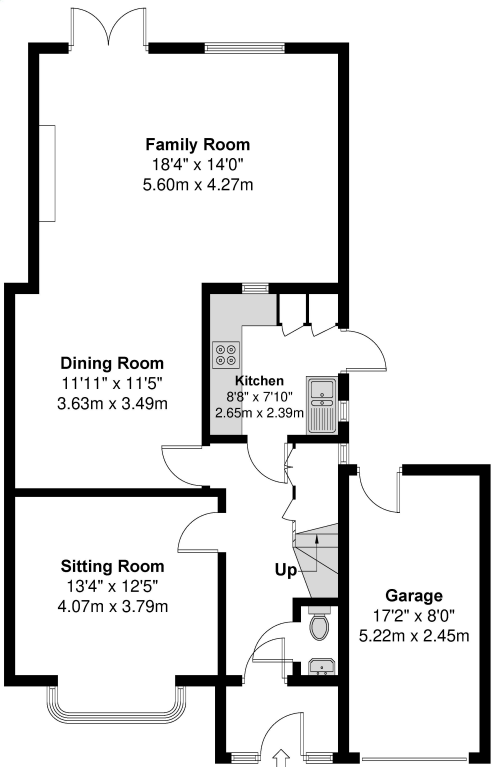
Transport Links:	
NEAREST STATIONS:	0.8 miles away
Langley (1.1 mi)	
Datchet (1.3 mi)	
Slough (1.6 mi)	
Local Schools	
PRIMARY SCHOOLS:	SECONDARY SCHOOLS:
Castleview Primary School	Langley Grammar School
0.1 miles away	0.4 miles away
Ryvers School	Ditton Park Academy
0.5 miles away	0.4 miles away
The Langley Academy Primary	The Langley Academy
0.5 miles away	0.5 miles away
Holy Family Catholic Primary School	St Bernard's Catholic Grammar School
0.6 miles away	0.8 miles away
Marish Primary School	Upton Court Grammar School
	0.9 miles away
	Council Tax
	Band D



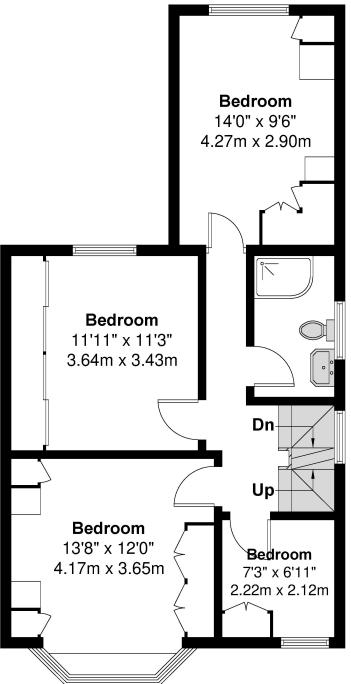
Courtlands Avenue

Approximate Floor Area = 158.32 Square meters / 1704.14 Square feet
Garage Area = 12.74 Square meters / 137.13 Square feet
Total Area = 171.06 Square meters / 1841.27 Square feet

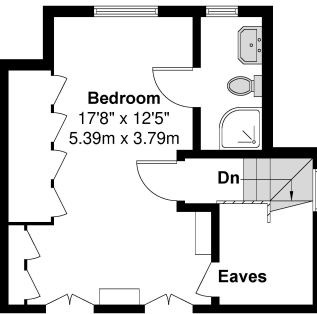




Ground Floor



First Floor



Second Floor

Illustration for identification purposes only, measurements are approximate, not to scale.

Prospective purchasers should be aware that these sales particulars are intended as a general guide only and room sizes should not be relied upon for carpets or furnishing. We have not carried out any form of survey nor have we tested any appliance or services, mechanical or electrical. All maps are supplied by Goview.co.uk from Ordnance Survey mapping. Care has been taken in the preparation of these sales particulars, which are thought to be materially correct, although their accuracy is not guaranteed and they do not form part of any contract.

