



HILTON KING & LOCKE

SPECIALISTS IN PROPERTY



Maplin Park, Slough, Berkshire. SL3 8YE.

£1,250 pcm

Superb property recently updated in immaculate condition.

Maplin Park a firm favourite due to green surrounds , attractive setting and walking distance to train station .

This ground floor apartment benefits from recent redecoration in on trend white walls , brand new sable grey carpet and overall modernisation .

On entering the property the hallway is practical with stylish grey flooring , to the right a sleek galley kitchen and opposite an exquisite recently fitted bathroom suite and shower. The reception area is neat and enjoys the peace and calm of being located at the rear as is the double bedroom with fitted wardrobes.

A second room is suitable as a study or nursery (please be advised not double room) .

UPVC energy saving windows throughout.

Ample parking.

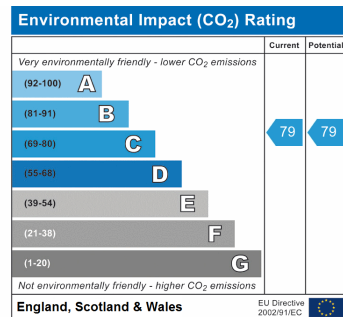
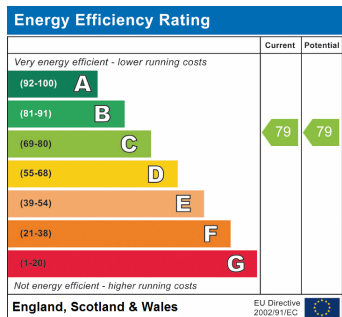
Within walking distance of the village centre and all manner of essential shops, leisure centre and local parks. Excellent location for commuters with nearby M4/Heathrow bypass and efficient rail (Langley station with Elizabeth Line) and bus links this property covers all requirements.

Excellent rental value , only just launched - call

[01753 643 555](tel:01753643555) for further details and to register interest. Due to heightened demand we advise calling at your earliest convenience to avoid disappointment.

Maximum single professional or couple.





Important Notice


Particulars: These particulars are not an offer or contract, nor part of one. You should not rely on statements by Hilton King & Locke Ltd in the particulars or by word of mouth or in writing as being factually accurate about the property, its condition or its value. Hilton King & Locke Ltd does not have any authority to make any representations about the property, and accordingly any information given is entirely without responsibility on the part of the agents, seller(s) or lessor(s).

Photographs etc: The photographs show only certain parts of the property as they appeared at the time they were taken. Areas, measurements and distances given are approximate only.



The Broadway
Farnham Common Buckinghamshire SL2 3QH

Tel: 01753 643555
fc@hklhome.co.uk



Ground Floor

Approx. 46.0 sq. metres (494.6 sq. feet)



Total area: approx. 46.0 sq. metres (494.6 sq. feet)

FOR ILLUSTRATIVE PURPOSES ONLY - NOT TO SCALE

The position and size of doors, windows, appliances and other features are approximate only. Total areas include garages and outbuildings ☐ My Home

Property Marketing - Unauthorised reproduction prohibited.
Plan produced using PlanUp.