

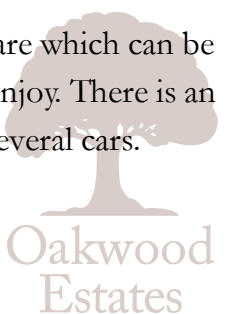


Situated in the heart of a popular residential area located close to wonderful local schools and transport links is this stunning modern family home. Egerton Road is located within the popular Lynch Hill School catchment and is only 0.5 miles away from Burnham train station (Elizabeth Line).

The property itself is absolutely stunning and is the epitome of "modern living". The house has been completely renovated up to the highest standard and is ready for the next owners to move straight in.


Downstairs there is an open plan living/dining/kitchen space. This area offers ample room and is completely flooded in natural light throughout. The kitchen is fully integrated with modern appliances and has a breakfast bar/island to separate from the living room. A downstairs WC completes the ground floor. The first floor is home to THREE good size bedrooms and the stunning family bathroom. A loft conversion has been completed to add an additional loft room which is perfect to be used as a FOURTH bedroom.


To the rear there is a private and enclosed rear garden. The garden has a sheltered decking area which can be used to sit outside all year round as well as a large lawn area which is ideal for the family to enjoy. There is an outbuilding located in the garden. To the front the home offers driveway parking for several cars.








Property Information


- 


THREE/FOUR BEDROOMS
- 


PRIVATE REAR GARDEN
- 


0.5 MILES TO BURNHAM STATION  
(ELIZABETH LINE)
- 

BEAUTIFULLY LANDSCAPED REAR  
GARDEN
- 

DOWNSTAIRS WC
- 

DRIVEWAY PARKING
- 

IMMACULATE CONDITION THROUGHOUT
- 

LYNCH HILL SCHOOL CATCHMENT
- 

STUNNING INTEGRATED KITCHEN



x4

Bedrooms



x1

Reception Rooms




x1

Bathrooms



x2

Parking Spaces



Y

Garden



N

Garage

Transport Links

Nearest stations:

- Burnham (0.5 miles)
- Taplow (1.7 miles)
- Slough (2.5 miles)

The M4 (jct 7) is approximately 2 miles distant, as is the M40 (jct 2) and these in turn provide access to the M25, M3 and Heathrow Airport. British Rail connections to Paddington are available from Burnham and Maidenhead. A direct train into London Waterloo is also available via Windsor & Eton Riverside station.

Schools

PRIMARY SCHOOLS:

- Lynch Hill School Primary Academy
- 0.3 miles away State school

- Priory School
- 0.5 miles away State school

- Our Lady of Peace Catholic Primary and Nursery School

- 0.6 miles away State school

- Claycots School
- 0.8 miles away State school

- St Peter's Church of England Primary School
- 1.0 miles away State school

SECONDARY SCHOOLS:

- Burnham Grammar School
- 0.3 miles away State school

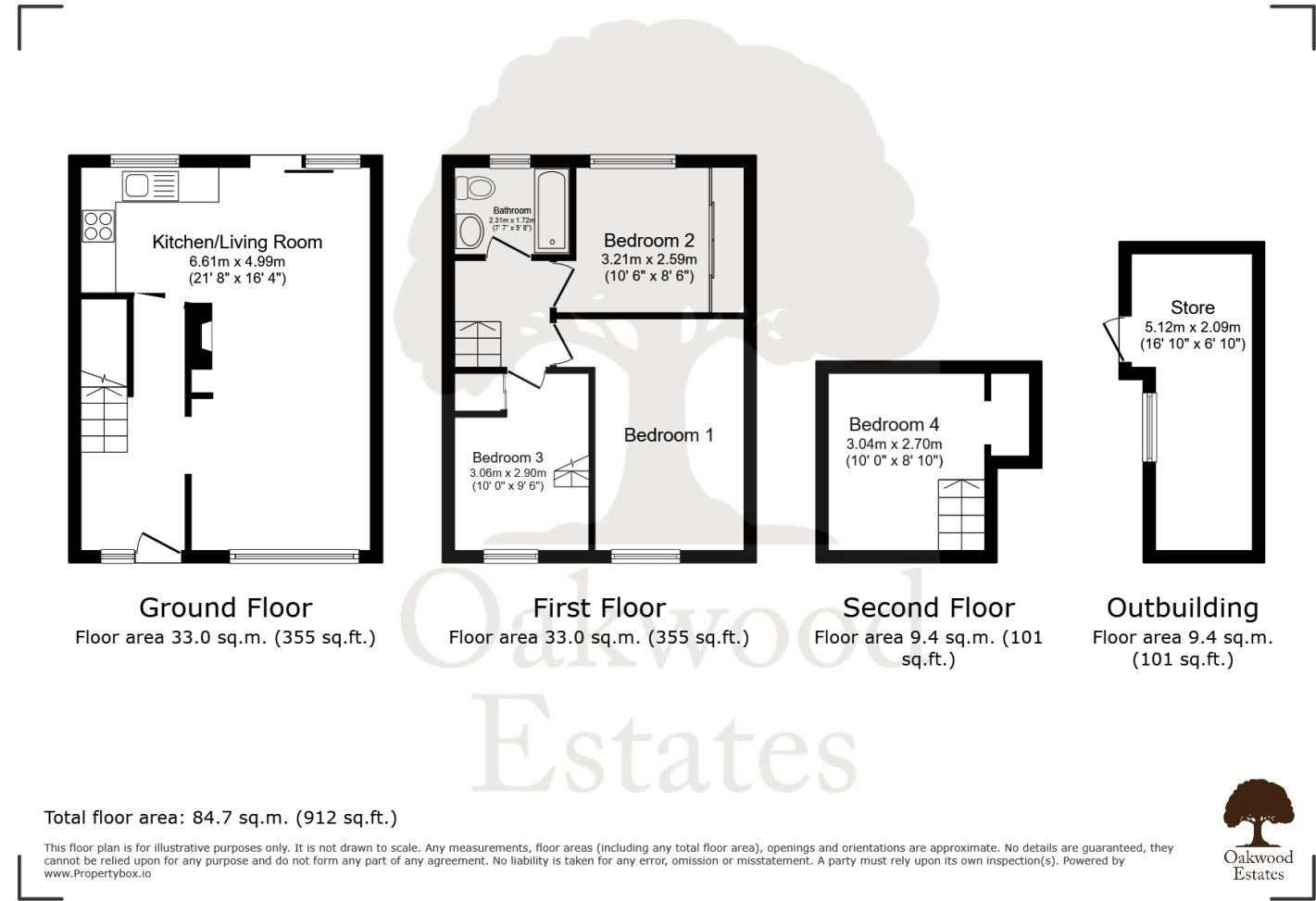
- Haybrook College
- 0.4 miles away State school

- Al-Madani Independent Grammar School
- 0.7 miles away Independent school

- Beechwood School
- 1.0 miles away State school

**Council Tax**  
Band C

Floor Plan



Prospective purchasers should be aware that these sales particulars are intended as a general guide only and room sizes should not be relied upon for carpets or furnishing. We have not carried out any form of survey nor have we tested any appliance or services, mechanical or electrical. All maps are supplied by Goview.co.uk from Ordnance Survey mapping. Care has been taken in the preparation of these sales particulars, which are thought to be materially correct, although their accuracy is not guaranteed and they do not form part of any contract.

